


PIT 2,5/1P


Order No.: 3210033



<http://eshop.phoenixcontact.de/phoenix/treeViewClick.do?UID=3210033>

Feed-through modular terminal block, Connection method: Pluggable leg spring connection, Push-in connection, Cross section: 0.14 mm² - 4 mm², AWG 26 - 12, Width: 5.2 mm, Color: gray, Mounting type: NS 35/7.5, NS 35/15

Commercial data

GTIN (EAN)	 4 046356 333412
sales group	A670
Pack	50 pcs.
Customs tariff	85369010
Catalog page information	Page 295 (CL1-2011)

Product notes

WEEE/RoHS-compliant since:
12/03/2007



<http://www.download.phoenixcontact.com>
Please note that the data given here has been taken from the online catalog. For comprehensive information and data, please refer to the user documentation. The General Terms and Conditions of Use apply to Internet downloads.

Technical data

General

Number of levels	1
Color	gray
Insulating material	PA
Inflammability class acc. to UL 94	V0

Dimensions

Width	5.2 mm
Length	48.5 mm
Height NS 35/7.5	36.5 mm
Height NS 35/15	44 mm

Technical data

Rated surge voltage	6 kV
Pollution degree	3
Surge voltage category	III
Insulating material group	I
Connection in acc. with standard	IEC 61984
Nominal current I_N	24 A
Nominal voltage U_N	500 V
Open side panel	ja

Connection data

Conductor cross section solid min.	0.14 mm ²
Conductor cross section solid max.	4 mm ²
Conductor cross section stranded min.	0.14 mm ²
Conductor cross section stranded max.	2.5 mm ²
Conductor cross section AWG/kcmil min.	26
Conductor cross section AWG/kcmil max	12
Conductor cross section stranded, with ferrule without plastic sleeve min.	0.14 mm ²
Conductor cross section stranded, with ferrule without plastic sleeve max.	2.5 mm ²
Conductor cross section stranded, with ferrule with plastic sleeve min.	0.14 mm ²
Conductor cross section stranded, with ferrule with plastic sleeve max.	2.5 mm ²
2 conductors with same cross section, stranded, TWIN ferrules with plastic sleeve, max.	0.5 mm ²
Connection method	Pluggable leg spring connection
Stripping length	10 mm
Internal cylindrical gage	A3

Certificates / Approvals

Certification

ABS, CUL, GL, GOST, LR, NK, UL

Accessories

Item	Designation	Description
Assembly		
3030721	ATP-ST 4	Partition plate, Length: 61 mm, Width: 2 mm, Height: 42 mm, Color: gray
3022276	CLIPFIX 35-5	Snap-on end bracket, for NS 35/7.5 or NS 35/15 DIN rail, can be fitted with Zack strip ZB 5 and ZBF 5, terminal strip marker KLM 2 and KLM, parking facility for FBS...5, FBS...6, KSS 5, KSS 6, width: 5,15 mm, color: gray
3030417	D-ST 2,5	End cover, Length: 48.6 mm, Width: 2.2 mm, Height: 29.1 mm, Color: gray
0801704	NS 35/ 7,5 AL UNPERF 2000MM	DIN rail, material: Aluminum, unperforated, height 7.5 mm, width 35 mm, length: 2 m
0801762	NS 35/ 7,5 CU UNPERF 2000MM	DIN rail, material: Copper, unperforated, height 7.5 mm, width 35 mm, length: 2 m
1207640	NS 35/ 7,5 PERF 755MM	NS 35 DIN rail, height 7.5 mm, length 755 mm
1207653	NS 35/ 7,5 PERF 955MM	NS35 DIN rail, height 7.5 mm, length 955 mm
1207666	NS 35/ 7,5 PERF 1155MM	NS 35 DIN rail, height 7.5 mm, length 1155 mm
0801733	NS 35/ 7,5 PERF 2000MM	DIN rail, material: Steel, galvanized and passivated with a thick layer, perforated, height 7.5 mm, width 35 mm, length: 2 m
1208131	NS 35/ 7,5 PERF/...	DIN rail, Width: 35 mm, Height: 7.5 mm, Color: silver
0801681	NS 35/ 7,5 UNPERF 2000MM	DIN rail, material: Steel, unperforated, height 7.5 mm, width 35 mm, length: 2 m
1208115	NS 35/ 7,5 UNPERF/...	DIN rail, Width: 35 mm, Height: 7.5 mm, Color: silver
1208128	NS 35/ 7,5 UNPERF/SO/...	DIN rail, Width: 35 mm, Height: 7.5 mm, Color: silver
0801377	NS 35/ 7,5 V2A UNPERF 2000MM	DIN rail, Width: 35 mm, Height: 7.5 mm, Length: 2000 mm, Color: silver
1206421	NS 35/ 7,5 ZN PERF 2000MM	DIN rail, material: Galvanized, perforated, height 7.5 mm, width 35 mm, length: 2 m
1206434	NS 35/ 7,5 ZN UNPERF 2000MM	DIN rail, material: Galvanized, unperforated, height 7.5 mm, width 35 mm, length: 2 m

1201895	NS 35/15 CU UNPERF 2000MM	DIN rail, material: Copper, unperforated, 1.5 mm thick, height 15 mm, width 35 mm, length: 2 m
1201730	NS 35/15 PERF 2000MM	DIN rail, material: Steel, perforated, height 15 mm, width 35 mm, length: 2 m
1201714	NS 35/15 UNPERF 2000MM	DIN rail, material: Steel, unperforated, height 15 mm, width 35 mm, length: 2 m
1208144	NS 35/15 UNPERF/...	DIN rail, Width: 35 mm, Height: 15 mm, Color: silver
1208157	NS 35/15 UNPERF/SO/...	DIN rail, Width: 35 mm, Height: 15 mm, Color: silver
1206586	NS 35/15 ZN UNPERF 2000MM	DIN rail, material: Galvanized, unperforated, height 15 mm, width 35 mm, length: 2 m

Bridges

3030161	FBS 2-5	Plug-in bridge, Number of positions: 2, Color: red
3030174	FBS 3-5	Plug-in bridge, Number of positions: 3, Color: red
3030187	FBS 4-5	Plug-in bridge, Number of positions: 4, Color: red
3030190	FBS 5-5	Plug-in bridge, Number of positions: 5, Color: red
3030213	FBS 10-5	Plug-in bridge, Number of positions: 10, Color: red
3030226	FBS 20-5	Plug-in bridge, Number of positions: 20, Color: red
3038930	FBS 50-5	Plug-in bridge, Number of positions: 50, Color: red
3038943	RB ST (2,5/4)-1,5	Reducing bridge, Number of positions: 2, Color: red

Marking

0810588	GBS 5-25X12	Group marker label, snaps onto terminal center for screw, spring-cage and quick connection terminal blocks, labeled with a 25 x 12 mm label or manually with the B-STIFT, in the foot part with ZB 5
0809298	GBS-ZB/26X6	Group marking label, snaps onto terminal center for screw, spring-cage and quick connection terminal blocks, labeled with ESL 26x6 mm or EST 25x6 mm, in the foot part with Zack marker strip, length: 29 mm
3037643	STP 5-2-ZB	Double marker carrier, snaps onto the spring-cage terminal blocks ST 2.5..., labeled with ZB 5 or ZBF 5
0818108	UC-TM 5	UniCard materials for labeling terminal blocks with a marker groove, 96-section, can be labeled with BLUEMARK and CMS-P1-PLOTTER, color: white
0824581	UC-TM 5 CUS	UniCard sheets, for labeling terminal blocks with a zack marker strip groove, can be printed as per customer requirements
0819796	UC-TMF 5L	UniCard sheets, for labeling terminal blocks using a flat Zack marker strip groove, 192-section, can be labeled with CMS-P1-PLOTTER, color: White
1050004	ZB 5 :UNBEDRUCKT	Zack strip, unprinted, 10-section, for individual labeling with M-PEN, ZB-T or CMS system, pack is sufficient for 100 terminal blocks, for a terminal width of 5.2 mm, color: White
1050295	ZB 5:SO/CMS	Zack strip, 10-section, divisible, special printing, marking according to customer requirements

Plug/Adapter

3036725	DP PS-5	Spacer plate, Color: red
3002843	ISH 2,5/0,2	Insulation stop sleeve, Color: white
3002856	ISH 2,5/0,5	Insulation stop sleeve, Color: gray
3002869	ISH 2,5/1,0	Insulation stop sleeve, Color: black
0201731	MPS-IH BK	Insulating sleeve, Color: black
0201689	MPS-IH BU	Insulating sleeve, Color: blue
0201702	MPS-IH GN	Insulating sleeve, Color: green
0201728	MPS-IH GY	Insulating sleeve, Color: gray
0201676	MPS-IH RD	Insulating sleeve, Color: red
0201715	MPS-IH VT	Insulating sleeve, Color: violet
0201663	MPS-IH WH	Insulating sleeve, Color: white
0201692	MPS-IH YE	Insulating sleeve, Color: yellow
0201744	MPS-MT	Test plugs
3030925	PAI-4	Test adapter, Color: gray
3030983	PS-5	Test adapter, Color: red

Tools

1204517	SZF 1-0,6X3,5	Actuation tool, for ST terminal blocks, also suitable for use as a bladed screwdriver, size: 0.6 x 3.5 x 100 mm, 2-component grip, with non-slip grip
---------	---------------	---

Additional products

Item	Designation	Description
Assembly		
3040559	PR	Latching, Number of positions: 1, Color: orange
3040630	PR/2	Latching, Number of positions: 2, Color: orange
3040614	PRZ	Latching, Number of positions: 2, Color: orange
3040627	PZ/2	Strain relief, Number of positions: 2, Color: black
Covers		
3209824	DF-SP-H 2,5	Cover flange, Length: 35.8 mm, Width: 4.5 mm, Height: 24.7 mm, Color: gray
General		
3209837	ST 2,5/1P-F	Screw flange, for screwing COMBI plugs, with the same structure and pitch as the relevant COMBI terminal blocks

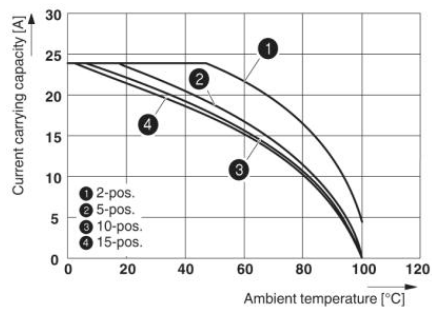
Plug/Adapter

3209866	PP-H 2,5/ 1	Connectors, Nominal current: 24 A, Length: 15.8 mm, Width: 5.2 mm, Height: 39 mm, Number of positions: 1, Color: gray
3209879	PP-H 2,5/ 2	Connectors, Connection method: Leg spring connection, Number of positions: 2, Cross section: 0.14 mm ² - 4 mm ² , AWG 26 - 12, Width: 10.4 mm, Height: 39 mm, Color: gray
3209882	PP-H 2,5/ 3	Connectors, Connection method: Leg spring connection, Number of positions: 3, Cross section: 0.14 mm ² - 4 mm ² , AWG 26 - 12, Width: 15.6 mm, Height: 39 mm, Color: gray
3209895	PP-H 2,5/ 4	Connectors, Connection method: Leg spring connection, Number of positions: 4, Cross section: 0.14 mm ² - 4 mm ² , AWG 26 - 12, Width: 20.8 mm, Height: 39 mm, Color: gray
3209905	PP-H 2,5/ 5	Connectors, Connection method: Leg spring connection, Number of positions: 5, Cross section: 0.14 mm ² - 4 mm ² , AWG 26 - 12, Width: 26 mm, Height: 39 mm, Color: gray
3209918	PP-H 2,5/ 6	Connectors, Connection method: Leg spring connection, Number of positions: 6, Cross section: 0.14 mm ² - 4 mm ² , AWG 26 - 12, Width: 31.2 mm, Height: 39 mm, Color: gray
3209921	PP-H 2,5/ 7	Connectors, Connection method: Leg spring connection, Number of positions: 7, Cross section: 0.14 mm ² - 4 mm ² , AWG 26 - 12, Width: 36.4 mm, Height: 39 mm, Color: gray
3209934	PP-H 2,5/ 8	Connectors, Connection method: Leg spring connection, Number of positions: 8, Cross section: 0.14 mm ² - 4 mm ² , AWG 26 - 12, Width: 41.6 mm, Height: 39 mm, Color: gray
3209947	PP-H 2,5/ 9	Connectors, Connection method: Leg spring connection, Number of positions: 9, Cross section: 0.14 mm ² - 4 mm ² , AWG 26 - 12, Width: 46.8 mm, Height: 39 mm, Color: gray
3210062	PP-H 2,5/1-L	Connectors, Connection method: Leg spring connection, Number of positions: 1, Cross section: 0.14 mm ² - 4 mm ² , AWG 26 - 12, Width: 5.2 mm, Height: 39 mm, Color: gray
3210091	PP-H 2,5/1-M	Connectors, Connection method: Leg spring connection, Number of positions: 1, Cross section: 0.14 mm ² - 4 mm ² , AWG 26 - 12, Width: 5.2 mm, Height: 39 mm, Color: gray
3210127	PP-H 2,5/1-R	Connectors, Connection method: Leg spring connection, Number of positions: 1, Cross section: 0.14 mm ² - 4 mm ² , AWG 26 - 12, Width: 5.2 mm, Height: 39 mm, Color: gray
3209950	PP-H 2,5/10	Connectors, Connection method: Leg spring connection, Number of positions: 10, Cross section: 0.14 mm ² - 4 mm ² , AWG 26 - 12, Width: 52 mm, Height: 39 mm, Color: gray
3209963	PP-H 2,5/11	Connectors, Connection method: Leg spring connection, Number of positions: 11, Cross section: 0.14 mm ² - 4 mm ² , AWG 26 - 12, Width: 57.2 mm, Height: 39 mm, Color: gray
3209976	PP-H 2,5/12	Connectors, Connection method: Leg spring connection, Number of positions: 12, Cross section: 0.14 mm ² - 4 mm ² , AWG 26 - 12, Width: 62.4 mm, Height: 39 mm, Color: gray

3209989	PP-H 2,5/13	Connectors, Connection method: Leg spring connection, Number of positions: 13, Cross section: 0.14 mm ² - 4 mm ² , AWG 26 - 12, Width: 67.6 mm, Height: 39 mm, Color: gray
3209992	PP-H 2,5/14	Connectors, Connection method: Leg spring connection, Number of positions: 14, Cross section: 0.14 mm ² - 4 mm ² , AWG 26 - 12, Width: 72.8 mm, Height: 39 mm, Color: gray
3210004	PP-H 2,5/15	Connectors, Connection method: Leg spring connection, Number of positions: 15, Cross section: 0.14 mm ² - 4 mm ² , AWG 26 - 12, Width: 78 mm, Height: 39 mm, Color: gray

Diagrams/Drawings

Diagram



Circuit diagram



Address

PHOENIX CONTACT Inc., USA
586 Fulling Mill Road
Middletown, PA 17057, USA
Phone (800) 888-7388
Fax (717) 944-1625
<http://www.phoenixcon.com>



© 2011 Phoenix Contact
Technical modifications reserved;