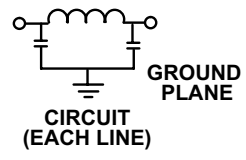
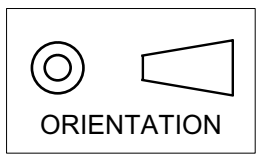
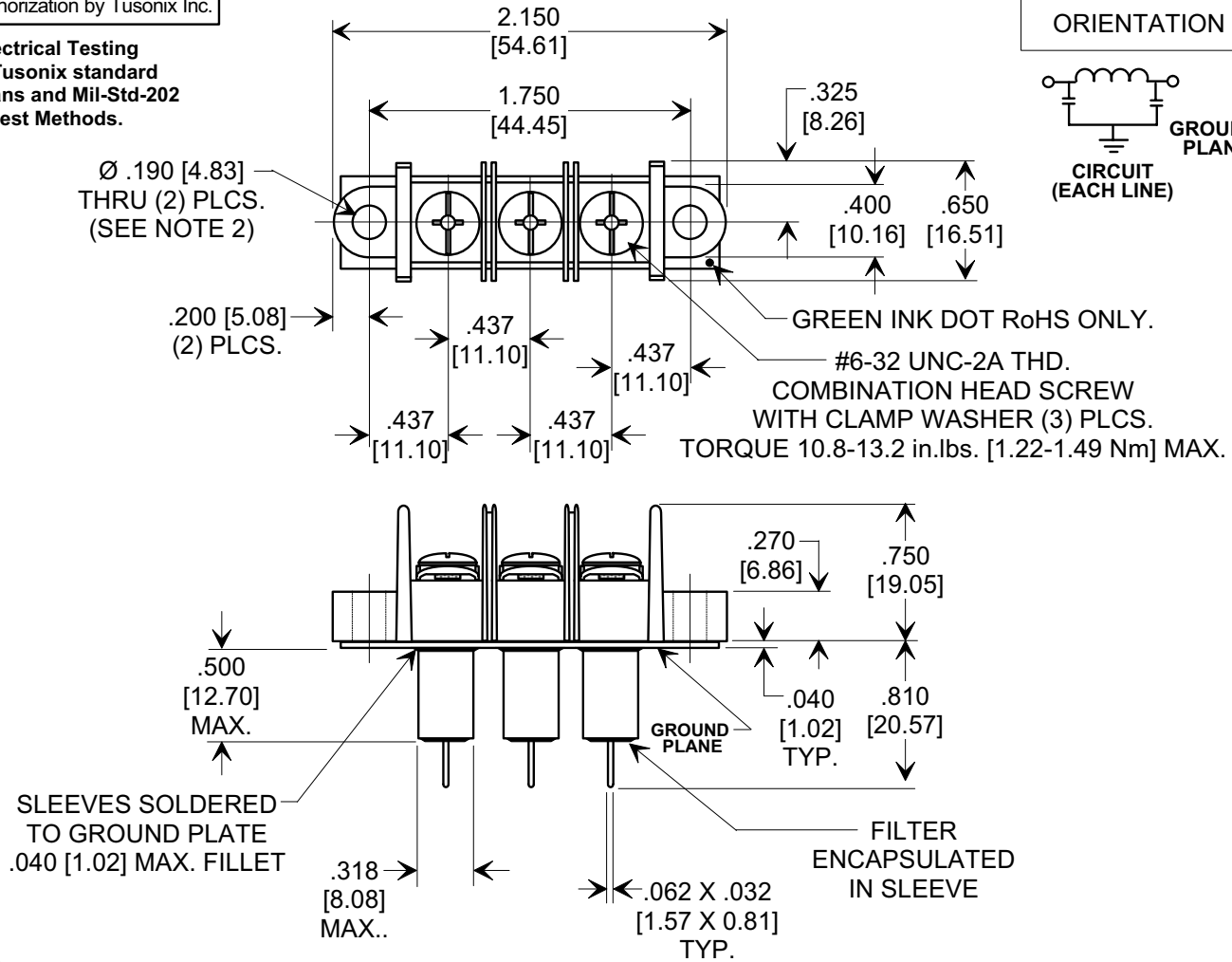


This drawing is the property of Tusonix, Inc., and may not be used, reproduced, published or disclosed to others without expressed authorization by Tusonix Inc.

**MARKETING SALES DRAWING**  
**DIMENSIONS IN INCHES - DO NOT SCALE THIS DRAWING**  
**DIMENSIONS IN METRIC - [ ]**



**Electrical Testing**  
**per Tusonix standard**  
**test plans and Mil-Std-202**  
**Test Methods.**



**NOTES:**

1. TUSONIX STANDARD PART NUMBER: 7603-501.  
 TUSONIX RoHS COMPLIANT PART NUMBER: 7603-501 LF.  
 CUSTOMER MUST SPECIFY STANDARD OR RoHS PART NUMBER WHEN ORDERING.
2. LEAD FINISH: MATTE TIN.
3. PLATE MATERIAL: .040" COPPER ALLOY, MATTE TIN FINISH.
4. PART MARKING: TRADEMARK, PART NUMBER, DATE CODE, AND UL RECOGNITION: WHITE INK. RoHS PART: GREEN INK DOT ON TOP OF GROUND PLATE AS SHOWN.
5. MAX. SOLDERING TEMPERATURE 500°F [260°C].
6. BLOCK MOUNTING: RECOMMENDED MOUNTING SCREWS (# 8 PAN HEAD). TORQUE 4.5-5.5 in. lbs. [0.51-0.62 Nm] MAX.
7. MOLDED MATERIAL: HIGH TEMPERATURE THERMOPLASTIC (PBT), UL RATED 94 V-0.
8. U.L. FILE NO. E201344.

Cx (pF)	WVAC -40°C TO +125°C	I <sub>DC</sub>	I.R. MIN. @ 100 (VDC.)	DWV (VAC)	TYPICAL NO LOAD INSERTION LOSS (dB) @ 25°C PER MIL-STD-220			
					10 MHz	100 MHz	1 GHz	10 GHz
2000 MIN.	250	20 Amps	10 G Ω	1500	5	50	60	65

REVISION RECORD Original Release C.O. <b>19990607-1-07</b> REVISED BLOCK & NOTE 3. ADDED NOTE 5. S.M. 01-28-00 <b>20000127-3-02</b> IR, DWV & PROJECTION ADDED. REVISED NOTE 2 & 3. NOTE 4 DELETED. S.M. 07-13-04 <b>20040630-1-07</b> ADDED NOTES 1-4 & RENUMBERED. S.M. 10-12-05 <b>20050926-5-10</b> NOTES 4 & 6 REVISED. ADDED INK DOT. REVISED TORQUE. S.M. 01-20-06 <b>20060103-1-02</b>	TOLERANCES unless otherwise specified 2 PLC. DECIMAL ± N/A 3 PLC. DECIMAL ± .030 [0.76]		Title <b>FILTERED TERMINAL          BLOCK 3 POSITION,          UL RECOGNIZED</b>	
	ANGLES ± N/A		Drawn S.M. 06-08-99	Scale FULL
			Approved T.C. 06-08-99	
	<b>A</b>		<b>7603-501</b>	

X-2015 Rev-0