



DFK-PC 5/ 2-G-7,62

Order No.: 1727582



<http://eshop.phoenixcontact.de/phoenix/treeViewClick.do?UID=1727582>

Header, Nominal current: 41 A, Rated voltage (III/2): 630 V, Number of positions: 2, Pitch: 7.62 mm, Color: green, Assembly: Soldering

Commercial data	
GTIN (EAN)	
Note	Made-to-order
sales group	E523
Pack	10 pcs.
Customs tariff	85366990
Catalog page information	Page 450 (CC-2011)

Product notes

WEEE/RoHS-compliant since:
04/18/2006



<http://www.download.phoenixcontact.com>
Please note that the data given here has been taken from the online catalog. For comprehensive information and data, please refer to the user documentation. The General Terms and Conditions of Use apply to Internet downloads.

Technical data

Dimensions / positions	
Length	29.25 mm
Pitch	7.62 mm
Dimension a	7.62 mm
Number of positions	2
Pin dimensions	0,8 x 1,0

Pin spacing	7.62 mm
Hole diameter	1.3 mm
Technical data	
Range of articles	DFK-PC 5/...-G
Insulating material group	I
Rated surge voltage (III/3)	6 kV
Rated surge voltage (III/2)	6 kV
Rated surge voltage (II/2)	6 kV
Rated voltage (III/2)	630 V
Rated voltage (II/2)	800 V
Connection in acc. with standard	EN-VDE
Nominal current I_N	41 A
Nominal voltage U_N	500 V
Maximum load current	41 A
Insulating material	PA
Inflammability class acc. to UL 94	V0
Color	Green
Nominal voltage, UL/CUL Use Group B	300 V
Nominal current, UL/CUL Use Group B	41 A
Nominal voltage, UL/CUL Use Group C	150 V
Nominal current, UL/CUL Use Group C	41 A
Nominal voltage, UL/CUL Use Group D	300 V
Nominal current, UL/CUL Use Group D	10 A

Certificates / Approvals

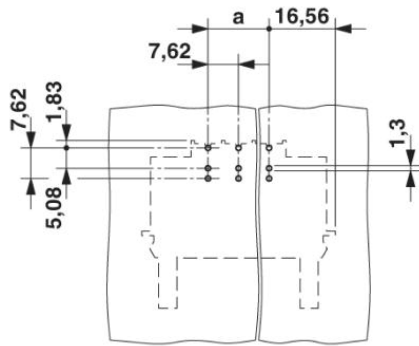


Certification

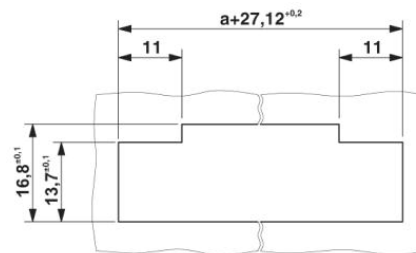
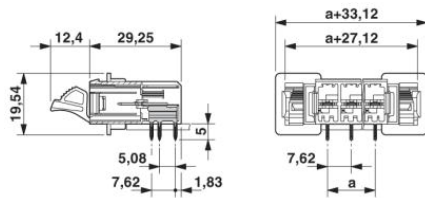
CUL, UL

Diagrams/Drawings

Drilling plan/solder pad geometry

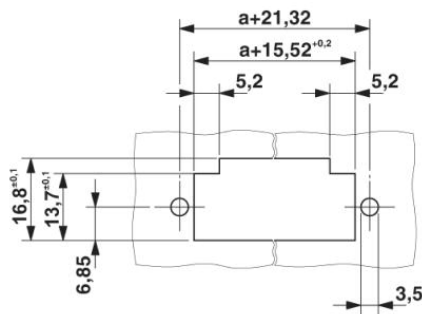


Dimensioned drawing



Sheet metal cutout for snap-on.

Sheet metal cutout for screw connection.



Address

PHOENIX CONTACT Inc., USA
586 Fulling Mill Road
Middletown, PA 17057, USA
Phone (800) 888-7388
Fax (717) 944-1625
<http://www.phoenixcon.com>



© 2011 Phoenix Contact
Technical modifications reserved;