

MCD 0,5/ 7-G1-2,5 HT BK

Order No.: 1961193


The figure shows a 10-position version of the product



<http://eshop.phoenixcontact.de/phoenix/treeViewClick.do?UID=1961193>

Header, Nominal current: 4 A, Rated voltage (III/2): 160 V, Number of positions: 7, Pitch: 2.5 mm, Color: black, Assembly: SMD/THT/THR, Standard component made of highly temperature resistant plastic; suitable for reflow process. User information and design recommendations on Through Hole Reflow Technology can be found at: <http://www.combicon.com>

Commercial data

GTIN (EAN)	 4 017918 912505
Note	Made-to-order
sales group	E170
Pack	50 pcs.
Customs tariff	85366990
Catalog page information	Page 79 (CC-2005)

Product notes

WEEE/RoHS-compliant since:
01/01/2003



<http://www.download.phoenixcontact.com>
Please note that the data given here has been taken from the online catalog. For comprehensive information and data, please refer to the user documentation. The General Terms and Conditions of Use apply to Internet downloads.

Technical data

Dimensions / positions

Length	17.5 mm
Height	21.9 mm

Pitch	2.5 mm
Dimension a	15 mm
Number of positions	7
Pin dimensions	0,8 x 0,8 mm
Pin spacing	2.50 mm
Hole diameter	1.4 mm

Technical data

Range of articles	MCD 0,5/...-G1-HT
Insulating material group	IIIa
Rated surge voltage (III/3)	1.5 kV
Rated surge voltage (III/2)	2.5 kV
Rated surge voltage (II/2)	2.5 kV
Rated voltage (III/2)	160 V
Rated voltage (II/2)	160 V
Connection in acc. with standard	EN-VDE
Nominal current I_N	4 A
Nominal voltage U_N	32 V
Maximum load current	4 A
Insulating material	PA
Inflammability class acc. to UL 94	V0
Color	Black

Certificates / Approvals



Certification CB, VDE-PZI

Accessories

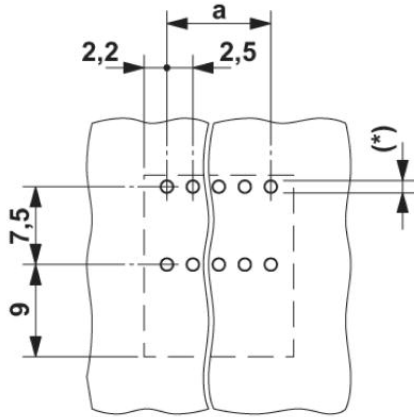
Item	Designation	Description
0804853	SK 2,54/2,8:FORTL.ZAHLEN	Marker card, printed horizontally, self-adhesive, 10-section marker strip, 14 identical decades marked 1-10, 11-20 etc. up to 91-100, sufficient for 140 terminal blocks

Plug/Adapter

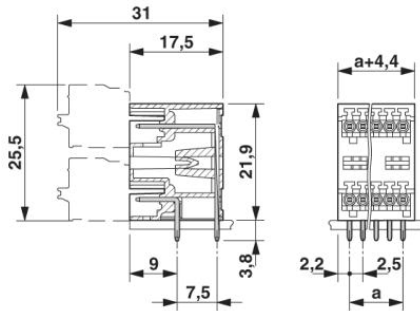
1881435	CP-MC 0,5	Keying profile, is inserted into the groove in the header, red insulating material
---------	-----------	--

Diagrams/Drawings

Drilling plan/solder pad geometry



Dimensioned drawing



Address

PHOENIX CONTACT Inc., USA
586 Fulling Mill Road
Middletown, PA 17057, USA
Phone (800) 888-7388
Fax (717) 944-1625
<http://www.phoenixcon.com>



© 2011 Phoenix Contact
Technical modifications reserved;