


GMSTBA 2,5 HC/ 8-G-7,62


Order No.: 1728918

The illustration shows the 5-position version of the product



<http://eshop.phoenixcontact.de/phoenix/treeViewClick.do?UID=1728918>

Header, Nominal current: 16 A, Rated voltage (III/2): 630 V, Number of positions: 8, Pitch: 7.62 mm, Color: green, Assembly: Soldering

| Commercial data | |
|--------------------------|--|
| GTIN (EAN) |  4 046356 150071 |
| Note | Made-to-order |
| sales group | E501 |
| Pack | 50 pcs. |
| Customs tariff | 85366990 |
| Catalog page information | Page 409 (CC-2011) |

Product notes

WEEE/RoHS-compliant since:
07/25/2006



<http://www.download.phoenixcontact.com>
Please note that the data given here has been taken from the online catalog. For comprehensive information and data, please refer to the user documentation. The General Terms and Conditions of Use apply to Internet downloads.

Technical data

| Dimensions / positions | |
|------------------------|----------|
| Length | 12 mm |
| Pitch | 7.62 mm |
| Dimension a | 53.34 mm |
| Number of positions | 8 |
| Pin dimensions | 1 x 1 mm |

| | |
|-------------------------------------|---------------------|
| Hole diameter | 1.4 mm |
| Technical data | |
| Range of articles | GMSTBA 2,5 HC/...-G |
| Insulating material group | IIIa |
| Rated surge voltage (III/3) | 6 kV |
| Rated surge voltage (III/2) | 6 kV |
| Rated surge voltage (II/2) | 6 kV |
| Rated voltage (III/2) | 630 V |
| Rated voltage (II/2) | 630 V |
| Connection in acc. with standard | EN-VDE |
| Nominal current I _N | 16 A |
| Nominal voltage U _N | 400 V |
| Maximum load current | 16 A |
| Insulating material | PA |
| Inflammability class acc. to UL 94 | V0 |
| Color | Green |
| Nominal voltage, UL/CUL Use Group B | 250 V |
| Nominal current, UL/CUL Use Group B | 18.5 A |
| Nominal voltage, UL/CUL Use Group D | 300 V |
| Nominal current, UL/CUL Use Group D | 10 A |

Certificates / Approvals



Certification CUL, UL

Accessories

| Item | Designation | Description |
|------|-------------|-------------|
|------|-------------|-------------|

Assembly

| | | |
|---------|---------|--|
| 1755477 | MSTB-BL | Keying cap, for forming sections, plugs onto header pin, green insulating material |
|---------|---------|--|

Marking

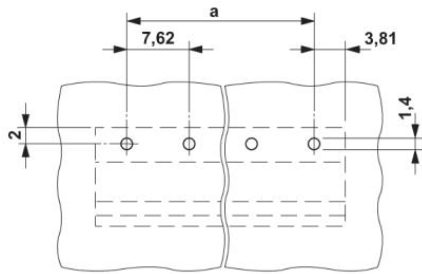
| | | |
|---------|--------------------------|---|
| 0804549 | SK 7,62/3,8:FORTL.ZAHLEN | Marker card, printed horizontally, self-adhesive, 10-section marker strip, 12 identical decades marked 1-10, 11-20 etc. up to 91-99, sufficient for 120 terminal blocks |
|---------|--------------------------|---|

Plug/Adapter

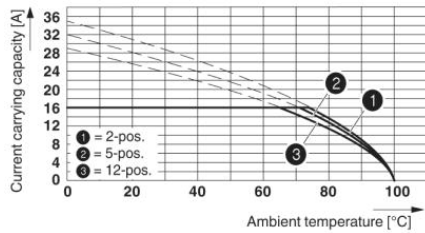
| | | |
|---------|---------|--|
| 1734401 | CR-MSTB | Coding section, inserted into the recess in the header or the inverted plug, red insulating material |
|---------|---------|--|

Diagrams/Drawings

Drilling plan/solder pad geometry

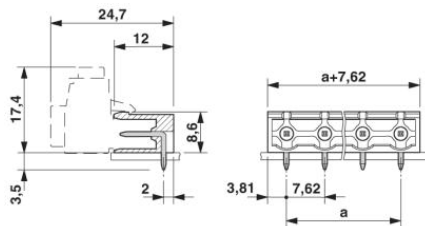


Diagram



Derating curve for: GMSTB 2,5 HCV/...-ST-7,62 with GMSTBA 2,5 HC/...-G-7,62

Dimensioned drawing



Address

PHOENIX CONTACT Inc., USA
586 Fulling Mill Road
Middletown, PA 17057, USA
Phone (800) 888-7388
Fax (717) 944-1625
<http://www.phoenixcon.com>



© 2011 Phoenix Contact
Technical modifications reserved;