

## GMSTBV 2,5/ 8-G-7,62


Order No.: 1766628

The figure shows a 10-position version of the product



<http://eshop.phoenixcontact.de/phoenix/treeViewClick.do?UID=1766628>

Header, Nominal current: 12 A, Rated voltage (III/2): 630 V, Number of positions: 8, Pitch: 7.62 mm, Color: green, Assembly: Soldering

Commercial data	
GTIN (EAN)	
sales group	E112
Pack	50 pcs.
Customs tariff	85366990
Catalog page information	Page 316 (CC-2011)

#### Product notes

WEEE/RoHS-compliant since:  
01/01/2003



<http://www.download.phoenixcontact.com>  
Please note that the data given here has been taken from the online catalog. For comprehensive information and data, please refer to the user documentation. The General Terms and Conditions of Use apply to Internet downloads.

### Technical data

Dimensions / positions	
Length	8.6 mm
Pitch	7.62 mm
Dimension a	53.34 mm
Number of positions	8
Pin dimensions	1 x 1 mm

Hole diameter	1.4 mm
<b>Technical data</b>	
Range of articles	GMSTBV 2,5/..-G
Insulating material group	I
Rated surge voltage (III/3)	6 kV
Rated surge voltage (III/2)	6 kV
Rated surge voltage (II/2)	6 kV
Rated voltage (III/2)	630 V
Rated voltage (II/2)	630 V
Connection in acc. with standard	EN-VDE
Nominal current $I_N$	12 A
Nominal voltage $U_N$	400 V
Maximum load current	12 A
Insulating material	PA
Inflammability class acc. to UL 94	V0
Color	Green
Nominal voltage, UL/CUL Use Group B	250 V
Nominal current, UL/CUL Use Group B	12 A
Nominal voltage, UL/CUL Use Group D	300 V
Nominal current, UL/CUL Use Group D	10 A

#### Certificates / Approvals



Certification

CB, CSA, CUL, GOST, UL, VDE-PZI

#### Accessories

Item	Designation	Description
<b>Assembly</b>		
1759981	MSTB-BF	Mounting flange, for fixing both ends of the header onto the PCB, green insulating material, with M 2 x 14 screws and nuts.
1755477	MSTB-BL	Keying cap, for forming sections, plugs onto header pin, green insulating material

**Marking**

0804549	SK 7,62/3,8:FORTL.ZAHLEN	Marker card, printed horizontally, self-adhesive, 10-section marker strip, 12 identical decades marked 1-10, 11-20 etc. up to 91-99, sufficient for 120 terminal blocks
---------	--------------------------	---

**Plug/Adapter**

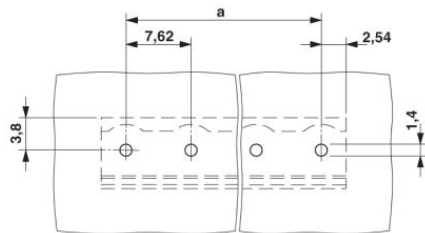
1734401	CR-MSTB	Coding section, inserted into the recess in the header or the inverted plug, red insulating material
---------	---------	--

**Additional products**

Item	Designation	Description
<b>General</b>		
1806177	FRONT-GMSTB 2,5/ 8-ST-7,62	Plug component, Nominal current: 12 A, Rated voltage (III/2): 630 V, Number of positions: 8, Pitch: 7.62 mm, Connection method: Screw connection, Color: green
1828731	GIC 2,5/ 8-G-7,62	Header, Nominal current: 12 A, Rated voltage (III/2): 630 V, Number of positions: 8, Pitch: 7.62 mm, Color: green, Assembly: Soldering
1828977	GICV 2,5/ 8-G-7,62	Header, Nominal current: 12 A, Rated voltage (III/2): 630 V, Number of positions: 8, Pitch: 7.62 mm, Color: green, Assembly: Soldering
1767067	GMSTB 2,5/ 8-ST-7,62	Plug component, Nominal current: 12 A, Rated voltage (III/2): 630 V, Number of positions: 8, Pitch: 7.62 mm, Connection method: Screw connection, Color: green
1832581	GMVSTBR 2,5/ 8-ST-7,62	Plug component, Nominal current: 12 A, Rated voltage (III/2): 630 V, Number of positions: 8, Pitch: 7.62 mm, Connection method: Screw connection, Color: green
1832471	GMVSTBW 2,5/ 8-ST-7,62	Plug component, Nominal current: 12 A, Rated voltage (III/2): 630 V, Number of positions: 8, Pitch: 7.62 mm, Connection method: Screw connection, Color: green

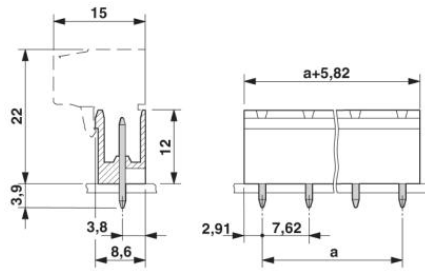
**Diagrams/Drawings**

Drilling plan/solder pad geometry



Dimensioned drawing

---



**Address**

PHOENIX CONTACT Inc., USA  
586 Fulling Mill Road  
Middletown, PA 17057, USA  
Phone (800) 888-7388  
Fax (717) 944-1625  
<http://www.phoenixcon.com>



© 2011 Phoenix Contact  
Technical modifications reserved;