


Fixed PCB Blocks

Pin Spacing: 5.00mm
 Orientation: 45°
 Clamp Type: Screw Cage
 Design: Modular



Available in mid 2001

MI-25(5.00)

ELECTRICAL

	Current	Voltage	Wire Range
	15A ^①	300V	30-14AWG
	16A	450V	2.5mm ² Stranded 4.0mm ² Solid

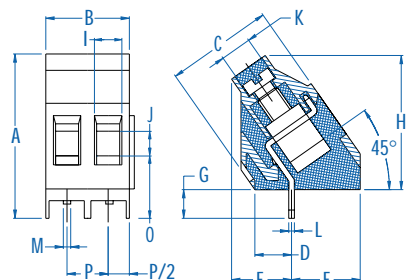
INSTALLATION DATA

Screw Size	M3	PCB Hole Size	1.3mm
Torque	0.5Nm (4.5 lbf-in.)	Stripping Lgth.	8.3mm

MATERIAL

Body	PA6.8	Screw	Galvanized Steel
Flammability Class	UL94V-0	Terminal	Tin-Plated Brass
Temperature Limit	105°C UL 125°C IEC	Clamp	Nickel Brass
Color	Green		

No. Poles	Cat. #	Length (B) (mm)	Std. Pk.
2	MI-252 (5.00)	10.0	100
3	MI-253 (5.00)	15.0	100
4	MI-254 (5.00)	20.0	50
5	MI-255 (5.00)	25.0	50
6	MI-256 (5.00)	30.0	50
7	MI-257 (5.00)	35.0	50
8	MI-258 (5.00)	40.0	50
9	MI-259 (5.00)	45.0	50
10	MI-2510 (5.00)	50.0	50
11	MI-2511 (5.00)	55.0	50
12	MI-2512 (5.00)	60.0	50
13	MI-2513 (5.00)	65.0	20
14	MI-2514 (5.00)	70.0	20
15	MI-2515 (5.00)	75.0	20
16	MI-2516 (5.00)	80.0	20
17	MI-2517 (5.00)	85.0	20
18	MI-2518 (5.00)	90.0	20
19	MI-2519 (5.00)	95.0	20
20	MI-2520 (5.00)	100.0	20
21	MI-2521 (5.00)	105.0	20
22	MI-2522 (5.00)	110.0	20
23	MI-2523 (5.00)	115.0	20
24	MI-2524 (5.00)	120.0	20




Dimensions

A	21.10 mm	I	2.80 mm
B	10.00 mm	J	2.80 mm
C	13.00 mm	K	Ø3.80 mm
D	4.95 mm	L	0.70 mm
E	7.00 mm	M	0.90 mm
F	10.10 mm	N	-
G	4.00 mm	O	8.50 mm
H	16.30 mm	P	5.00 mm

① 16A Factory Wiring - UL

Pin Spacing: 5.08mm
 Orientation: Vertical
 Clamp Type: Box with Wire Protector
 Design: Modular



Available in mid 2001

MBES-15

ELECTRICAL

	Current	Voltage	Wire Range
	10A ^①	300V	30-16AWG
	17.5A	250V	1.5mm ² Stranded 2.5mm ² Solid

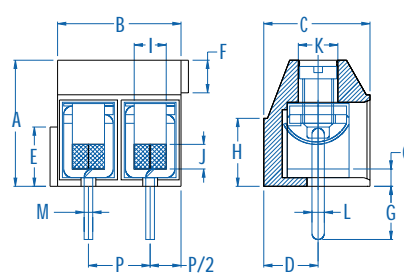
INSTALLATION DATA

Screw Size	M2.5	PCB Hole Size	1.5mm
Torque	0.4Nm (3.6 lbf-in.)	Stripping Lgth.	6.7mm

MATERIAL

Body	PA6.8	Screw	Galvanized Steel
Flammability Class	UL94V-0	Terminal	Tin-Plated Brass
Temperature Limit	105°C UL 125°C IEC	Wire Protector	Tin-Plated Bronze
Color	Green		

No. Poles	Cat. #	Length (B) (mm)	Std. Pk.
2	MBES-152	10.2	100
3	MBES-153	15.2	100
4	MBES-154	20.3	50
5	MBES-155	25.4	50
6	MBES-156	30.5	50
7	MBES-157	35.6	50
8	MBES-158	40.6	50
9	MBES-159	45.7	50
10	MBES-1510	50.8	50
11	MBES-1511	55.9	50
12	MBES-1512	61.0	50
13	MBES-1513	66.0	20
14	MBES-1514	71.1	20
15	MBES-1515	76.2	20
16	MBES-1516	81.3	20
17	MBES-1517	86.4	20
18	MBES-1518	91.4	20
19	MBES-1519	96.5	20
20	MBES-1520	101.6	20
21	MBES-1521	106.7	20
22	MBES-1522	111.8	20
23	MBES-1523	116.8	20
24	MBES-1524	121.9	20



Dimensions

A	10.20 mm	I	2.60 mm
B	10.16 mm	J	2.00 mm
C	7.60 mm	K	Ø3.00 mm
D	3.80 mm	L	1.10 mm
E	4.70 mm	M	0.70 mm
F	2.80 mm	N	-
G	4.30 mm	O	1.40 mm
H	5.30 mm	P	5.08 mm

① 17.5A Factory Wiring - UL