

MKDSP 25/ 8-15,00


Order No.: 1932643

The figure shows a 5-pos. version of the product




<http://eshop.phoenixcontact.de/phoenix/treeViewClick.do?UID=1932643>

PC terminal block, Nominal current: 125 A, Nom. voltage: 1000 V, Pitch: 15 mm, Number of positions: 8, Connection method: Screw connection, Mounting: Soldering, Conductor/PCB connection direction: 0 °, Color: green, For PCB mounting, please note that the conductor tractive forces directly beside the PCB terminal blocks are absorbed by bolts fastened to the housing of the device.

Commercial data	
GTIN (EAN)	
Note	Made-to-order
sales group	E550
Pack	25 pcs.
Customs tariff	85369010
Catalog page information	Page 375 (CC-2011)

Product notes

WEEE/RoHS-compliant since: 05/12/2005



<http://www.download.phoenixcontact.com>
 Please note that the data given here has been taken from the online catalog. For comprehensive information and data, please refer to the user documentation. The General Terms and Conditions of Use apply to Internet downloads.

Technical data	
Dimensions / positions	
Length	31 mm
Pitch	15 mm

Dimension a	105 mm
Number of positions	8
Pin dimensions	1,2 x 1,2 mm
Hole diameter	1.6 mm
Screw thread	M5
Tightening torque, min	2.5 Nm
Tightening torque max	4.5 Nm

Technical data

Range of articles	MKDSP 25
Insulating material group	I
Rated surge voltage (III/3)	8 kV
Rated surge voltage (III/2)	8 kV
Rated surge voltage (II/2)	8 kV
Rated voltage (III/3)	1000 V
Rated voltage (III/2)	1000 V
Rated voltage (II/2)	1000 V
Connection in acc. with standard	EN-VDE
Nominal current I_N	125 A
Nominal cross section	2.5 mm ²
Maximum load current	125 A (with 35 mm ² conductor cross section)
Insulating material	PA
Inflammability class acc. to UL 94	V0
Internal cylindrical gage	B 7
Stripping length	18 mm
Nominal voltage, UL/CUL Use Group B	600 V
Nominal current, UL/CUL Use Group B	115 A
Nominal voltage, UL/CUL Use Group C	600 V
Nominal current, UL/CUL Use Group C	115 A

Connection data

Conductor cross section solid min.	0.5 mm ²
Conductor cross section solid max.	35 mm ²
Conductor cross section stranded min.	0.5 mm ²
Conductor cross section stranded max.	25 mm ²
Conductor cross section stranded, with ferrule without plastic sleeve min.	1 mm ²

Conductor cross section stranded, with ferrule without plastic sleeve max.	25 mm ²
Conductor cross section stranded, with ferrule with plastic sleeve min.	1.5 mm ²
Conductor cross section stranded, with ferrule with plastic sleeve max.	25 mm ²
Conductor cross section AWG/kcmil min.	20
Conductor cross section AWG/kcmil max	2
2 conductors with same cross section, solid min.	0.5 mm ²
2 conductors with same cross section, solid max.	6 mm ²
2 conductors with same cross section, stranded min.	0.5 mm ²
2 conductors with same cross section, stranded max.	6 mm ²
2 conductors with same cross section, stranded, ferrules without plastic sleeve, min.	0.5 mm ²
2 conductors with same cross section, stranded, ferrules without plastic sleeve, max.	4 mm ²
2 conductors with same cross section, stranded, TWIN ferrules with plastic sleeve, min.	0.5 mm ²
2 conductors with same cross section, stranded, TWIN ferrules with plastic sleeve, max.	6 mm ²
Minimum AWG according to UL/CUL	20
Maximum AWG according to UL/CUL	2

Certificates / Approvals



Certification

CB, CCA, CUL, GOST, SEV, UL

Accessories

Item	Designation	Description
Marking		
0811192	SK 15/5:UNBEDRUCKT	Marker card, unprinted, with 12 pcs., 10-section marker strips, self-adhesive, color: White
0811202	ZBF 15:UNBEDRUCKT	Zack strip, flat, unprinted, 5-section, divisible, for labeling by the customer

Plug/Adapter

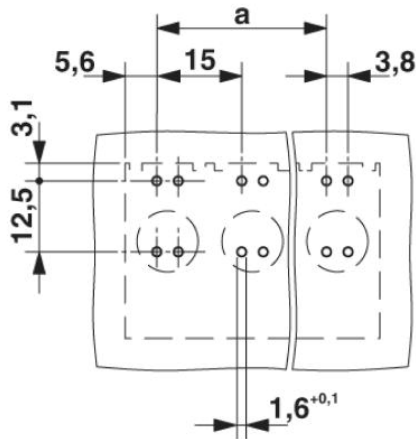
0201647	RPS	Reducing plug, Color: gray
---------	-----	----------------------------

Tools

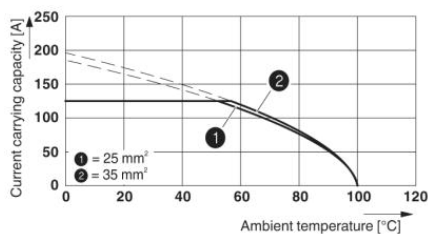
1205079	SZS 1,0X6,5 VDE	Screwdriver, bladed, VDE insulated, size: 1.0 x 6.5 x 150 mm, 2-component grip, with non-slip grip
---------	-----------------	--

Diagrams/Drawings

Drilling plan/solder pad geometry

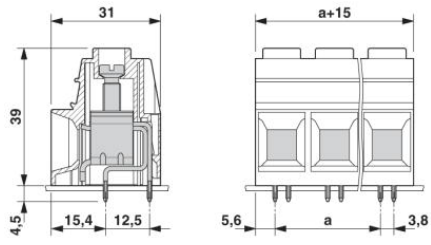


Diagram



Type: MKDSP 25/...-15,00
 Tested in accordance with DIN EN 60512-5-2:2003-01
 Reduction factor = 1
 No. of positions: 5

Dimensioned drawing



Address

PHOENIX CONTACT Inc., USA
586 Fulling Mill Road
Middletown, PA 17057, USA
Phone (800) 888-7388
Fax (717) 944-1625
<http://www.phoenixcon.com>



© 2011 Phoenix Contact
Technical modifications reserved;