



UKN 6 N BU

Order No.: 3024041




<http://eshop.phoenixcontact.de/phoenix/treeViewClick.do?UID=3024041>

Neutral conductor disconnect modular terminal block, Special and hybrid connection, Cross section: 0.2 mm² - 10 mm², AWG: 24 - 8, Width: 8.2 mm, Color: blue, Mounting type: NS 35/7.5, NS 35/15, NS 32

Commercial data	
GTIN (EAN)	
sales group	A010
Pack	50 pcs.
Customs tariff	85369010
Catalog page information	Page 490 (CL1-2011)

Product notes

WEEE/RoHS-compliant since:
01/01/2003



<http://www.download.phoenixcontact.com>
Please note that the data given here has been taken from the online catalog. For comprehensive information and data, please refer to the user documentation. The General Terms and Conditions of Use apply to Internet downloads.

Technical data	
General	
Number of levels	1
Number of connections	2
Color	blue

Insulating material	PA
Inflammability class acc. to UL 94	V0

Dimensions

Width	8.2 mm
Length	43.5 mm
Height NS 35/7.5	47 mm
Height NS 35/15	54.5 mm
Height NS 32	52 mm

Technical data

Maximum load current	50 A (with 10 mm ² conductor cross section)
Current carrying capacity of the neutral busbar	140 A
Rated surge voltage	6 kV
Pollution degree	3
Surge voltage category	III
Insulating material group	I
Connection in acc. with standard	IEC 60947-7-1
Nominal current I _N	41 A
Nominal voltage U _N	400 V

Connection data

Conductor cross section solid min.	0.2 mm ²
Conductor cross section solid max.	10 mm ²
Conductor cross section stranded min.	0.2 mm ²
Conductor cross section stranded max.	6 mm ²
Conductor cross section AWG/kcmil min.	24
Conductor cross section AWG/kcmil max	8
Conductor cross section stranded, with ferrule without plastic sleeve min.	0.25 mm ²
Conductor cross section stranded, with ferrule without plastic sleeve max.	6 mm ²
Conductor cross section stranded, with ferrule with plastic sleeve min.	0.25 mm ²
Conductor cross section stranded, with ferrule with plastic sleeve max.	6 mm ²
2 conductors with same cross section, solid min.	0.2 mm ²
2 conductors with same cross section, solid max.	2.5 mm ²

2 conductors with same cross section, stranded min.	0.2 mm ²
2 conductors with same cross section, stranded max.	2.5 mm ²
2 conductors with same cross section, stranded, ferrules without plastic sleeve, min.	0.25 mm ²
2 conductors with same cross section, stranded, ferrules without plastic sleeve, max.	1.5 mm ²
2 conductors with same cross section, stranded, TWIN ferrules with plastic sleeve, min.	0.5 mm ²
2 conductors with same cross section, stranded, TWIN ferrules with plastic sleeve, max.	4 mm ²
Connection method	Special and hybrid connection
Stripping length	10 mm
Screw thread	M4
Tightening torque, min	1.5 Nm
Tightening torque max	1.8 Nm

Certificates / Approvals



Certification

GOST

Accessories

Item	Designation	Description
------	-------------	-------------

Assembly

1201141	AB/NS	Support, for insulated mounting of DIN rails in insulated systems, plastic, 21 mm high
3022218	CLIPFIX 35	Snap-on end bracket, for 35 mm NS 35/7.5 or NS 35/15 DIN rail, can be fitted with Zack strip ZB 8 and ZB 8/27, terminal strip marker KLM 2 and KLM, width: 9.5 mm, color: gray
3003101	D-UK 4/10 BU	End cover, Length: 42.5 mm, Width: 1.8 mm, Height: 47 mm, Color: blue
1201442	E/UK	End clamp, for assembly on NS 32 or NS 35/7.5 DIN rail
0402174	NLS-CU 3/10 SN 1000MM	PEN conductor busbar, 3mm x 10 mm, length: 1000 mm
1201028	NS 32 AL UNPERF 2000MM	G rail 32 mm (NS 32)

1201280	NS 32 CU/120QMM UNPERF 2000MM	G-profile DIN rail, deep-drawn, material: Copper, unperforated, height 15 mm, width 32 mm, length 2 m
1201358	NS 32 CU/35QMM UNPERF 2000MM	G-profile DIN rail, material: Copper, unperforated, height 15 mm, width 32 mm, length 2 m
1201002	NS 32 PERF 2000MM	G-profile DIN rail, material: Steel, perforated, height 15 mm, width 32 mm, length 2 m
1201015	NS 32 UNPERF 2000MM	G-profile DIN rail, material: Steel, unperforated, height 15 mm, width 32 mm, length 2 m
0801762	NS 35/ 7,5 CU UNPERF 2000MM	DIN rail, material: Copper, unperforated, height 7.5 mm, width 35 mm, length: 2 m
0801733	NS 35/ 7,5 PERF 2000MM	DIN rail, material: Steel, galvanized and passivated with a thick layer, perforated, height 7.5 mm, width 35 mm, length: 2 m
0801681	NS 35/ 7,5 UNPERF 2000MM	DIN rail, material: Steel, unperforated, height 7.5 mm, width 35 mm, length: 2 m
1201895	NS 35/15 CU UNPERF 2000MM	DIN rail, material: Copper, unperforated, 1.5 mm thick, height 15 mm, width 35 mm, length: 2 m
1201730	NS 35/15 PERF 2000MM	DIN rail, material: Steel, perforated, height 15 mm, width 35 mm, length: 2 m
1201714	NS 35/15 UNPERF 2000MM	DIN rail, material: Steel, unperforated, height 15 mm, width 35 mm, length: 2 m
3032428	UAB	Support, Width: 2 mm, Color: blue

Marking

1007235	SBS 8:UNBEDRUCKT	Marker cards for modular terminal blocks, color: white
1050512	ZB 8:SO/CMS	Zack strip, 10-section, divisible, special printing, marking according to customer requirements

Additional products

Item	Designation	Description
Plug/Adapter		
0423014	AKG 16 BU	Power terminal block, Load current : 76 A, Cross section: 1.5 mm ² - 16 mm ² , Width: 9.8 mm, Color: blue
0424013	AKG 35 BU	Power terminal block, Load current : 125 A, Cross section: 2.5 mm ² - 35 mm ² , Width: 14.3 mm, Color: blue

Replacement clamping part

2715982	IAK 16	Connection terminal block, Width: 8 mm, Color: gray
---------	--------	---

Diagrams/Drawings

Circuit diagram



Address

PHOENIX CONTACT Inc., USA
586 Fulling Mill Road
Middletown, PA 17057, USA
Phone (800) 888-7388
Fax (717) 944-1625
<http://www.phoenixcon.com>



© 2011 Phoenix Contact
Technical modifications reserved;