


DFK-MSTB 2,5/10-GF

Order No.: 0710109

<http://eshop.phoenixcontact.de/phoenix/treeViewClick.do?UID=0710109>

Plug component, Nominal current: 12 A, Rated voltage (III/2): 320 V,
Number of positions: 10, Pitch: 5 mm, Connection method: Solder/Slip-
on connection, Color: green, Assembly: Direct mounting

Commercial data

GTIN (EAN)	 4 017918 005139
sales group	E120
Pack	50 pcs.
Customs tariff	85366990
Catalog page information	Page 325 (CC-2011)

Product notes

WEEE/RoHS-compliant since:
01/01/2003



[http://
www.download.phoenixcontact.com](http://www.download.phoenixcontact.com)
Please note that the data given
here has been taken from the
online catalog. For comprehensive
information and data, please refer
to the user documentation. The
General Terms and Conditions of
Use apply to Internet downloads.

Technical data**Dimensions / positions**

Pitch	5 mm
Dimension a	45 mm
Number of positions	10

Technical data

Range of articles	DFK-MSTB 2,5/...-GF
Insulating material group	I
Rated surge voltage (III/3)	4 kV
Rated surge voltage (III/2)	4 kV
Rated surge voltage (II/2)	4 kV
Rated voltage (III/2)	320 V
Rated voltage (II/2)	630 V
Connection in acc. with standard	EN-VDE
Nominal current I_N	12 A
Nominal voltage U_N	320 V
Nominal cross section	2.5 mm ²
Maximum load current	12 A
Insulating material	PA
Inflammability class acc. to UL 94	V2
Max. current slip-on connection	8 A
Dimensions of slip-on connection	2,8 x 0,8 mm

Connection data

Conductor cross section solid min.	0.2 mm ²
Conductor cross section solid max.	2.5 mm ²
Conductor cross section stranded min.	0.2 mm ²
Conductor cross section stranded max.	2.5 mm ²
Conductor cross section AWG/kcmil min.	24
Conductor cross section AWG/kcmil max	12

Certificates / Approvals



Certification

CB, CSA, CUL, UL, VDE-PZI

Accessories

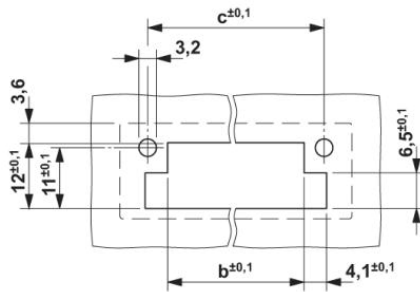
Item	Designation	Description
Assembly		
0708263	DFK-MSTB-SS	Screw set, for securing the header to the device wall, consists of an M3 x 10 screw, with a spring washer and a nut
1755477	MSTB-BL	Keying cap, for forming sections, plugs onto header pin, green insulating material
Plug/Adapter		
1734401	CR-MSTB	Coding section, inserted into the recess in the header or the inverted plug, red insulating material

Additional products

Item	Designation	Description
General		
1910607	FKC 2,5/10-STF	Plug component, Nominal current: 12 A, Rated voltage (III/2): 320 V, Number of positions: 10, Pitch: 5 mm, Connection method: Spring-cage conn., Color: green
1909485	FKCT 2,5/10-STF	Plug component, Nominal current: 12 A, Rated voltage (III/2): 320 V, Number of positions: 10, Pitch: 5 mm, Connection method: Spring-cage conn., Color: green
1909964	FKCVR 2,5/10-STF	Plug component, Nominal current: 12 A, Rated voltage (III/2): 320 V, Number of positions: 10, Pitch: 5 mm, Connection method: Spring-cage conn., Color: green
1910283	FKCVW 2,5/10-STF	Plug component, Nominal current: 12 A, Rated voltage (III/2): 320 V, Number of positions: 10, Pitch: 5 mm, Connection method: Spring-cage conn., Color: green
1779725	FRONT-MSTB 2,5/10-STF	Plug component, Nominal current: 12 A, Rated voltage (III/2): 320 V, Number of positions: 10, Pitch: 5 mm, Connection method: Screw connection, Color: green
1786912	MSTB 2,5/10-STF	Plug component, Nominal current: 12 A, Rated voltage (III/2): 320 V, Number of positions: 10, Pitch: 5 mm, Connection method: Screw connection, Color: green
1835559	MVSTBR 2,5/10-STF	Plug component, Nominal current: 12 A, Rated voltage (III/2): 320 V, Number of positions: 10, Pitch: 5 mm, Connection method: Screw connection, Color: green
1835368	MVSTBW 2,5/10-STF	Plug component, Nominal current: 12 A, Rated voltage (III/2): 320 V, Number of positions: 10, Pitch: 5 mm, Connection method: Screw connection, Color: green

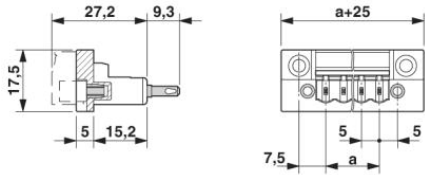
Diagrams/Drawings

Drilling plan/solder pad geometry



Dimension $b = 2.7 \text{ mm} + (\text{no. of pos.} \times 5.0 \text{ mm})$
Dimension $c = \text{Dim. } b + 7.3 \text{ mm}$

Dimensioned drawing



Address

PHOENIX CONTACT Inc., USA
586 Fulling Mill Road
Middletown, PA 17057, USA
Phone (800) 888-7388
Fax (717) 944-1625
<http://www.phoenixcon.com>



© 2011 Phoenix Contact
Technical modifications reserved;