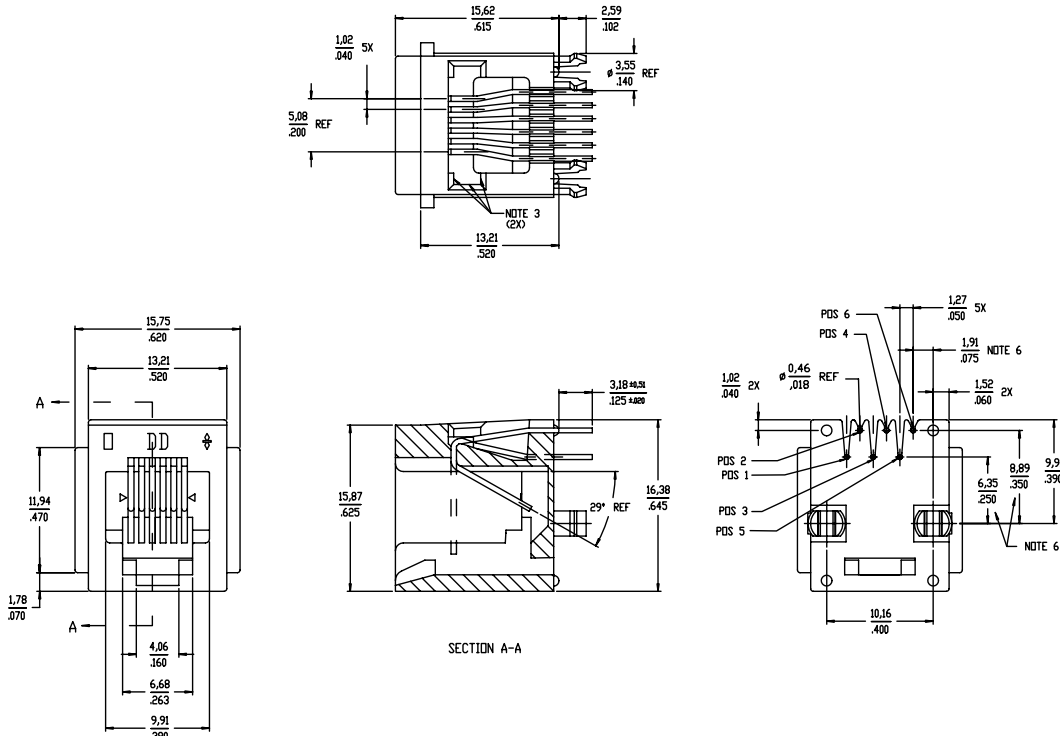


All rights strictly reserved. Reproduction or issue to third parties in any form
 whatever is not permitted without written authority from the proprietor.
 Property of © FCI ELECTRONICS Copyright FCI ELECTRONICS INC.

Tous droits strictement réservés. Reproduction ou communication à des tiers interdite
 sous quelque forme que ce soit sans autorisation écrite du propriétaire.
 Propriété de © FCI ELECTRONICS. Droits de reproduction FCI ELECTRONICS INC.



PRODUCT NO
SEE CHART



| | | | | | | | |
|-------------|----------|---------------------------------------|----------|---------------|-----------------|---------------------------|--|
| mat'l. code | | tolerances unless otherwise specified | | CUSTOMER COPY | | FCI www.fciconnect.com | |
| tr | ecrn no | dr | date | linear | .0 ± 0.25 | projection | title |
| N | N04-0102 | YS | 11/23/04 | | .00 ± 0.13 | | 6 POS VERT. SNAP PEG PCB III MOD JACK ASSY |
| P | N08-0097 | SH | 09/25/08 | | .000 ± 0.05 | | |
| R | N08-0170 | SH | 10/10/08 | angles | ± 2° | product family | MODJACK |
| | | | | elc | M CHENG 7/13/01 | size | dwg no |
| | | | | engr | M CHENG 7/13/01 | scale | 90512 |
| | | | | chr | M CHENG 7/18/01 | | |
| | | | | appd | J HSIA 7/20/01 | | |
| sheet | revision | P | P | | | | |
| index | sheet | 1 | 2 | | | | |

path no.

1 | 2

PDM: Rev:R

3

STATUS: Released

Printed: Aug 01, 2010

Tous droits strictement réservés. Reproduction ou communication a des tiers interdite sous quelque forme que ce soit sans autorisation écrite du propriétaire. Propriété de FCI ELECTRONICS INC. Droits de reproduction FCI ELECTRONICS INC.

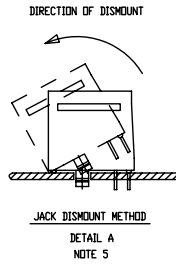
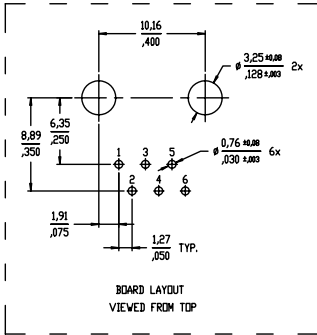
All rights strictly reserved. Reproduction or issue to third parties in any form whatever is not permitted without written authority from the proprietor. Property of FCI ELECTRONICS INC. Copyright FCI ELECTRONICS INC.

| PRODUCT NO. | POSITIONS LOADED | CONTACT PLATING | NOTES |
|-------------------------------|------------------|-----------------|---------|
| 90512-001 -001LF -011LF | ALL | GXT | BLACK |
| -002 -002LF -012LF | ALL | 30u' / .76u Au | BLACK ⑩ |
| -003 -003LF -013LF | 2,3,4,5 | GXT | BLACK |
| -004 -004LF -014LF | 2,3,4,5 | 50u' / 1,27u Au | BLACK |
| -005 -005LF -015LF | 3,4 | GXT | BLACK |
| -006 -006LF | ALL | GXT | GREY |
| -007 -007LF | ALL | 30u' / .76u Au | GREY ⑩ |
| -008 -008LF | 3,4 | GXT | GREY |

| PRODUCT NO. | POSITIONS LOADED | CONTACT PLATING | REMARKS |
|-------------------------------|------------------|-----------------|------------|
| 90512-101 -101LF -111LF | ALL | GXT | NOT TOOLED |
| -102 -102LF -112LF | ALL | 30u' / .76u Au | NOT TOOLED |
| -103 -103LF -113LF | 2,3,4,5 | GXT | NOT TOOLED |
| -104 -104LF -114LF | 2,3,4,5 | 50u' / 1,27u Au | NOT TOOLED |
| -105 -105LF -115LF | 3,4 | GXT | NOT TOOLED |

LEAD FREE PRODUCT NO.
 0: MEETS WAVE SOLDER PROCESS PRODUCT NO.
 1: MEETS PIP PROCESS PRODUCT NO.

- NOTES :
- P/ND WITH DASH 0XX -NORMAL WAVE SOLDERING APPLICATION.
P/ND WITH DASH 1XX -IR REFLOW APPLICATION (NOT TOOLED).
 - PACKAGING SPEC. BUS-14-164.
 - ③ SCRATCH MARKS ACCEPTABLE ON THESE SURFACES.
 - JACK IS FOR 1,57/.062 THICK PCB.
 - ⑤ SHOULD THE JACK NEED TO BE DISMOUNTED FROM THE PCB, PLS REMOVE JACK AS PER RECOMMENDED METHOD HEREIN (DETAIL A) NIPPING THE LEGS OF THE PEG TOGETHER IS DISALLOWED, OTHERWISE LEG BREAKAGE MAY OCCUR.
 - ⑥ THESE DIMENSIONS ARE TAKEN FROM THE TOP OF THE PEG.
 - GXT IS 0,76um / 30u' MIN GXT WITH Au FLASH OVER 1,27 um / 50u' MIN NI.
 - THE PRODUCT MEETS EUROPEAN UNION DIRECTIVES AND OTHER COUNTRY REGULATIONS AS DESCRIBED IN GS-22-008.
 - THE HOUSING WILL WITHSTAND EXPOSURE TO 260°C PEAK TEMPERATURE FOR 10 SECONDS IN A WAVE SOLDER APPLICATION WITH A 1,60mm MINIMUM THICK CIRCUIT BOARD.
 - IF LF P/N PACKAGING MEETS GS-14-920 SPECIFICATION, EQUIVALENT THICKNESS Au AND GXT PLATING HAVE SAME FUNCTION AND THEY ARE ALTERNATIVE BY THE CUSTOMER.
 - ⑩



| | | | | | | | |
|-------------|----------|---------------------------------------|----|---------------|----------|------------------------|--|
| mat'l. code | | tolerances unless otherwise specified | | CUSTOMER COPY | | FCI www.fciconnect.com | |
| l | tr | ec | no | dr | date | linear | .0 ± 0.25 |
| N | | ND4-0102 | YS | | 11/23/04 | | .00 ± 0.13 |
| P | | N08-0097 | SH | | 09/25/08 | | .000 ± 0.05 |
| R | | | | | | angles | ± 2' |
| | | | | | | des | M CHENG 7/13/01 |
| | | | | | | engr | M CHENG 7/13/01 |
| | | | | | | chr | M CHENG 7/18/01 |
| | | | | | | appd | J HSIA 7/20/01 |
| sheet | revision | P | P | | | projection | title |
| index | sheet | 1 | 2 | | | MM | 6 POS VERT. SNAP PEG PCB III MOD JACK ASSY |
| | | | | | | scale | product family MODJACK |
| | | | | | | A4 | size 90512 |
| | | | | | | | code NAN |
| | | | | | | | sheet 2 of |

path no.

PDM: Rev:R 3 STATUS:Released Printed: Aug 01, 2010