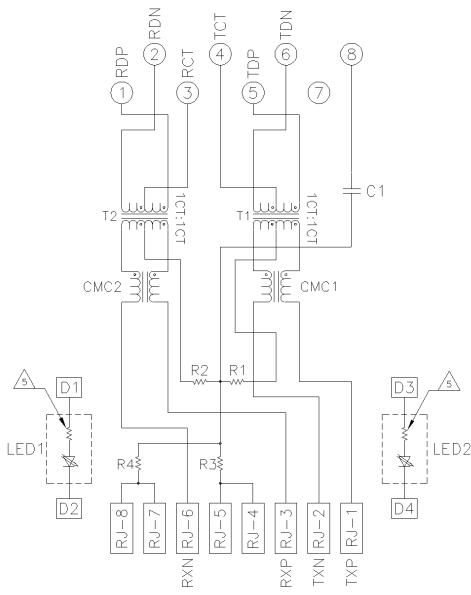


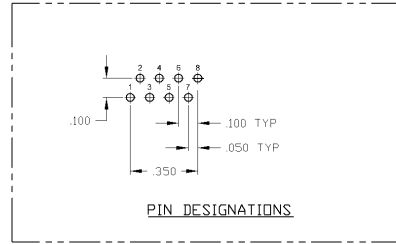
THIS DRAWING IS UNCLASSIFIED
 RELEASED FOR PUBLIC CONSUMPTION
 BY THE ELECTRONIC OPERATOR - ALL RIGHTS RESERVED

REV. NO.		REV. DATE		REVISIONS	
AA	22			DESCRIPTION	DATE
				SEE SHEET 1	

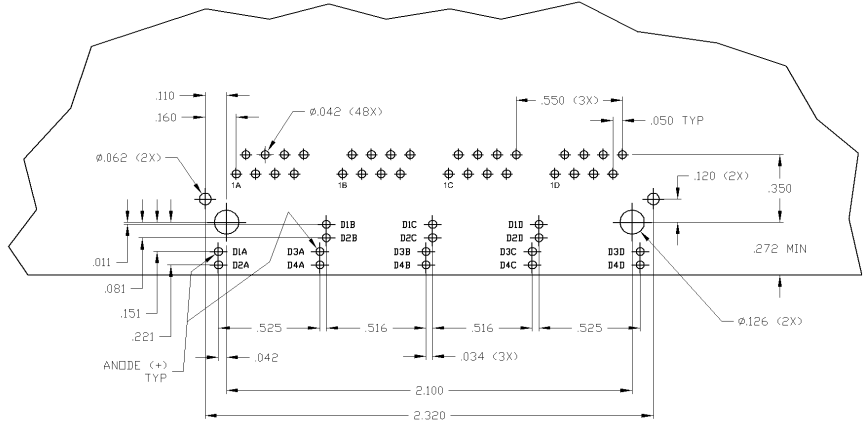
726ET SERIES MAGNETIC CIRCUIT



R1-R4 = 75 OHMS, 1/16W RESISTORS
 C1 = 1000 pF, 2kV CAPACITOR



PIN DESIGNATIONS



SUGGESTED PCB LAYOUT
 (Component Side)

THIS DRAWING IS A CONTROLLED DOCUMENT		REV. NO.	REV. DATE	DESCRIPTION	DATE
AA		22		DESCRIPTION	
SEE SHEET 1					

DRAWING NO. 00779 TITLE 1X4 MAG45(N) MODULAR SHOCK 726ET INDUSTRIAL TEMP SCHEMATIC, 26 SERIES CIRCUIT, SHIELDED, WITH RESISTOR LEDS DATE 08/02/79 DRAWN BY CHECKED BY APPROVED BY CUSTOMER DRAWING	PART NO. 6610023 SCALE 4:1 SHEET 2 OF 2
--	---