

FL IL 24 BK-B-PAC

Order No.: 2862327




<http://eshop.phoenixcontact.de/phoenix/treeViewClick.do?UID=2862327>

Ethernet bus coupler Basic for Inline, 24 V DC, complete with accessories (connector and labeling field)

Ethernet

Commercial data

GTIN (EAN)	 4 017918 894726
sales group	K410
Pack	1 pcs.
Customs tariff	85389091
Catalog page information	Page 251 (AX-2009)

Product notes

WEEE/RoHS-compliant since:
07/16/2007



<http://www.download.phoenixcontact.com>
Please note that the data given here has been taken from the online catalog. For comprehensive information and data, please refer to the user documentation. The General Terms and Conditions of Use apply to Internet downloads.

Technical data

General data

Width	90 mm
Height	119.8 mm
Depth	71.5 mm
Weight	270 g

Mounting type	DIN rail
Ambient temperature (operation)	0 °C ... 55 °C
Ambient temperature (storage/transport)	-25 °C ... 85 °C
Permissible humidity (operation)	10 % ... 95 % (DIN EN 61131-2)
Permissible humidity (storage/transport)	10 % ... 95 % (DIN EN 61131-2)
Air pressure (operation)	70 kPa ... 106 kPa (up to 3000 m above sea level)
Air pressure (storage/transport)	70 kPa ... 106 kPa (up to 3000 m above sea level)
Degree of protection	IP20

Interface

Fieldbus system	Lokalbus
Name	Inline local bus
Connection method	Inline data jumper
Transmission speed	500 kBaud
Fieldbus system	Ethernet
Name	Ethernet
Connection method	RJ45 female connector, auto negotiation
Transmission speed	10/100 MBit/s
Transmission physics	Copper
Name	Supply
Connection method	8-pos. Inline power connector

Power supply for module electronics

Connection method	Inline connectors
Supply voltage	24 V DC (via Inline connector)
Supply voltage range	19.2 V DC ... 30 V DC (including ripple)
Ripple	Permissible ripple 3.6 V _{pp} within the permissible voltage range
Current consumption	max. 1.5 A

Inline potential routing

Communications power U _L	7.5 V DC ±5%
Power supply at U _L	max. 2 A DC (observe derating)
Main circuit supply U _M	24 V DC -15% / +20% (in acc. with EN 61131-2)
Power supply at U _M	max. 8 A DC (Sum of U _M + U _S)
Segment supply voltage U _S	24 V DC -15% / +20% (in acc. with EN 61131-2)
Power supply at U _S	max. 8 A DC (Sum of U _M + U _S)
I/O supply voltage U _{ANA}	24 V DC -15% / +20%

Power supply at U _{ANA}	max. 0.5 A DC (observe derating)
----------------------------------	----------------------------------

Certificates / Approvals



Certification	CUL, GOST, UL
Certification Ex:	CUL-EX LIS, PxC-EX, UL-EX LIS

Accessories

Item	Designation	Description
Assembly		
1201442	E/UK	End clamp, for assembly on NS 32 or NS 35/7.5 DIN rail
Cable/conductor		
2744830	FL CAT5 FLEX	CAT5-SF/UTP cable (J-LI02YS(ST)C H 2 x 2 x 26 AWG), light-duty, flexible installation cable 2 x 2 x 0.14 mm ² , stranded, shielded, outer sheath: 5.75 mm ± 0.15 mm diameter
2744814	FL CAT5 HEAVY	CAT5-SF/UTP cable (J-02YS(ST)C HP 2 x 2 x 24 AWG), heavy-duty installation cable, 2 x 2 x 0.22 mm ² , solid conductor, shielded, outer sheath: 7.8 mm diameter, inner sheath: 5.75 mm ± 0.15 mm diameter
Literature		
2832069	CD FL IL 24 BK	CD-ROM, with user documentation in PDF format, driver software and sample programs, IO configurator
Marking		
0809492	ESL 62X10	Insert strip for laser printer, lettering field: 62 x 10 mm
2727501	IB IL FIELD 2	Labeling field, width: 12.2 mm
Plug/Adapter		
2744571	FL PLUG RJ45 GN/2	RJ45 connector, shielded, with bend protection sleeve, 2 pieces, green for crossed cables, for assembly on site. For connections that are crossed, it is recommended that the connector set with green bend protection sleeves is used.

2744856	FL PLUG RJ45 GR/2	RJ45 connector, shielded, with bend protection sleeve, 2 pieces, gray for straight cables, for assembly on site. For connections that are not crossed, it is recommended that you use the connector set with gray bend protection sleeve.
2727608	IB IL SCN-8-CP	Inline connector, colored

Software

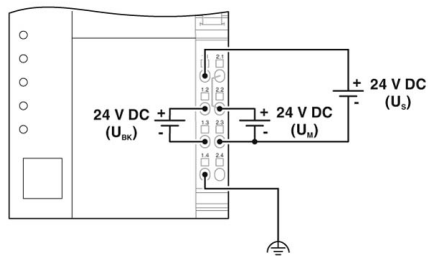
2831044	FL SWT	Factory Manager, multilingual, configuration and diagnostics software for ETHERNET networks in automation
2729127	IBS OPC SERVER	INTERBUS OPC server, communication interface between distributed INTERBUS and Ethernet networks and visualizations.

Tools

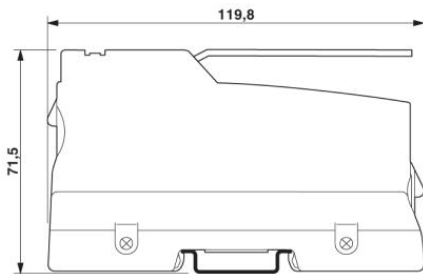
2744869	FL CRIMPTOOL	Crimping pliers, for assembling the RJ45 connectors FL PLUG RJ45..., for assembly on site
---------	--------------	---

Diagrams/Drawings

Connection diagram



Dimensioned drawing



Address

PHOENIX CONTACT Inc., USA
586 Fulling Mill Road
Middletown, PA 17057, USA
Phone (800) 888-7388
Fax (717) 944-1625
<http://www.phoenixcon.com>



© 2011 Phoenix Contact
Technical modifications reserved;