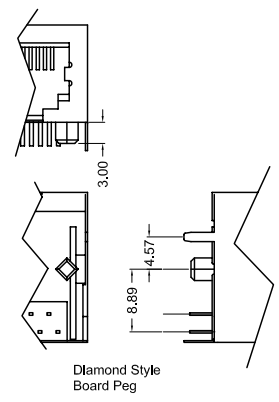
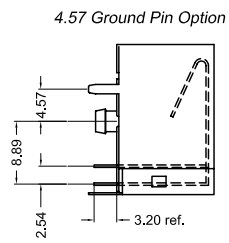
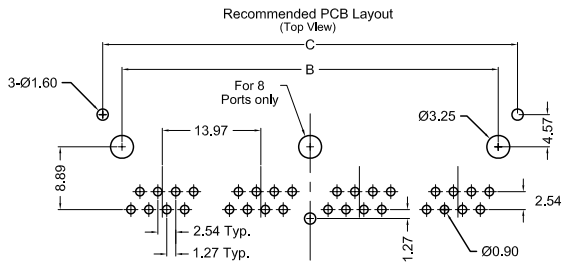
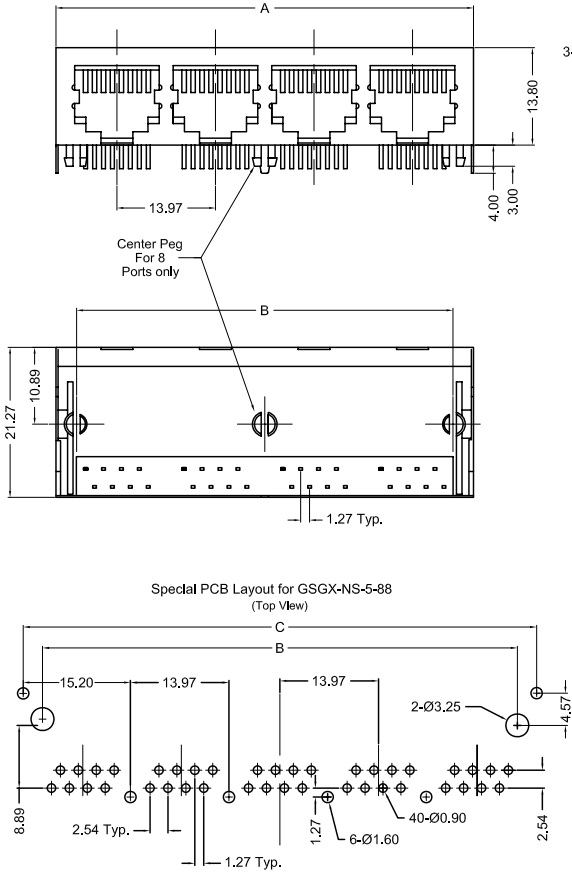


KYCON, Inc. 1810 Little Orchard Street, San Jose, CA 95125 (408)494-0330



Part Number	Contact Area Plating Finish
GSGX-NS-x-88-457	15u" Gold (standard option)
GSGX-NS-x-88-45750	50u" Gold (-50 option)

# of Ports	Dimensions (mm)			Style of Board Peg
	A	B	C	
2	31.12	25.40	30.87	Snap-In***
4	59.06	53.34	58.81	Snap-In***
6	87.00	81.28	86.75	Snap-In***
8	114.94	109.22	114.69	Snap-In***

\*\*Outer pegs are diamond, center peg is snap-in style

**Material and Finish**

Body: PBT, glass filled  
 UL94V-0 rated  
 color: black

Shield: 0.25mm thick  
 Copper alloy,  
 Nickel plated

Contact: Phosphor Bronze  
 Nickel underplate on entire  
 contact Tin on termination end

Gold plating options on  
 contact area:  
 Standard: Gold flash  
 50 option: 50u" gold  
 to comply with FCC  
 requirements under #47  
 C.F.R. Part 68,  
 Subpart F

**Electrical Characteristics**

Current Rating:  
 1.5 Amps

Voltage Rating:  
 125V DC

Insulation Resistance:  
 500 Megohms Min.

Dielectric Withstanding Voltage:  
 1000V rms, 60Hz

Contact Resistance:  
 20 milliohms Max.

Durability Rating:  
 500 Mating Cycles Min.

**Electrical Performance**

Category 5 100MHz Bandwidth Performance

Performance meets near end crosstalk (NEXT)  
 Requirements of -40dB @ 100MHz per  
 EIA/TIA 568A in applications where UL  
 Approved Category 5 cable (GA27-3773-1)  
 is used

Shielded types offer 20dB shielding from  
 30MHz to 300MHz



Tolerances
X.X ± 0.25
X.XX ± 0.15
Unless Stated Otherwise

REV.	DATE	DESCRIPTION	REV. BY	CHK. BY	DRAWN BY	DATE
A1	10/28/05	New Drawing	R. Aguirre	H. MA	R. Aguirre	10/27/05
A2	3/4/08	ECO #08-030	R. Aguirre	H. MA		
A3	05/13/10	ECO #10-025	S. Vlen	H. MA		

**GSGX-NS-x-88-457**  
 x = Number of ports

Shielded gang-jack, RoHS Compliant  
 8 position/ 8 contacts per port

