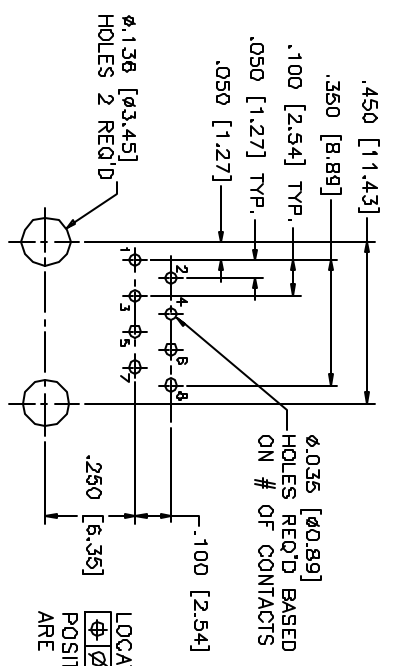
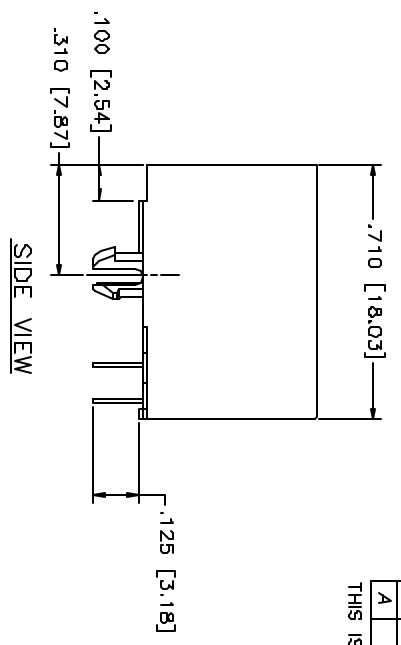
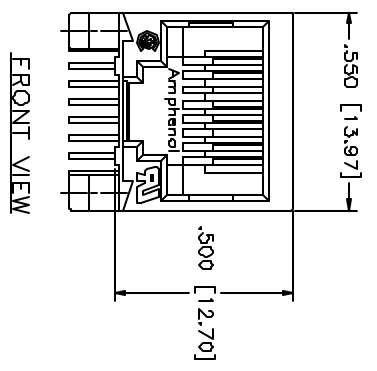


REVISIONS			
SYM ZONE	ECN, ERN NO.	DATE	APPRD.
A	PROPOSAL	02/10/19	

THIS IS A CAD DRAWING. DO NOT MANUALLY REVISE.



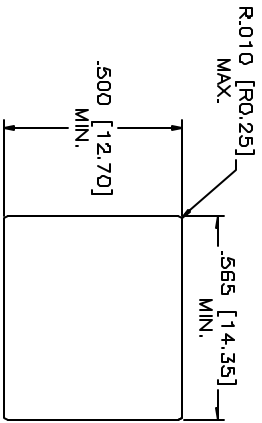
RECOMMENDED P.C.B. LAYOUT
 (COMPONENT SIDE OF BOARD)
 (FRJA-408 SHOWN, FOOTPRINT FOR OTHER
 PART NUMBERS BASED ON
 # OF CONTACTS & RELATED POSITIONS)

LOCATE HOLES
 $\phi .005 [0.13]$
 POSITION DIMENSIONS
 ARE BASIC

MATERIALS:
 PLASTIC HOUSING: ENGINEERING THERMOPLASTIC
 FLAMMABILITY RATING UL 94V-0
 PHOSPHOR BRONZE
 PLATING: 50 μ [1.27 MICRONS]
 MIN. GOLD ON MATING SURFACES.
 50 μ [1.27 MICRONS]
 MIN. NICKEL UNDERPLATE
 100 μ [2.54 MICRONS]
 MIN. TIN/LEAD ON CONTACT TAILS.

PART NUMBER: FRJA-40X

- CONTACTS:**
- 2 = 2 CONTACTS LOADED IN POSITION 4 & 5.
 - 4 = 4 CONTACTS LOADED IN POSITION 3 TO 6.
 - 6 = 6 CONTACTS LOADED IN POSITION 2 TO 7.
 - 8 = 8 CONTACTS LOADED IN POSITION 1 TO 8.
 - C = 2 CONTACTS LOADED IN POSITION 3 & 6.



RECOMMENDED PANEL CUTOUT

THIS DOCUMENT CONTAINS PROPRIETARY INFORMATION AND SUCH INFORMATION
 MAY NOT BE DISCLOSED TO OTHERS FOR ANY PURPOSE OR USED FOR MANUFACTURING
 PURPOSES WITHOUT WRITTEN PERMISSION FROM AMPHENOL CANADA CORP.

DRAWN	L. CHAN	DATE	02/10/19
DESIGNED			
CHECKED	LESSAUEE		02/10/19
L. E. APPROB.			
Q. A. APPROB.			
ENG. REL. NO.			
REF. EAR 11205			
DIMENSIONS ARE IN	INCHES	MM	03554
Amphenol Canada Corp. MODULAR JACK, B POSITIONS, WITHOUT FERRITE, WITHOUT SHIELD DRAWING NO. P-FRJA-40X REV. A			

A B C D E F