

4

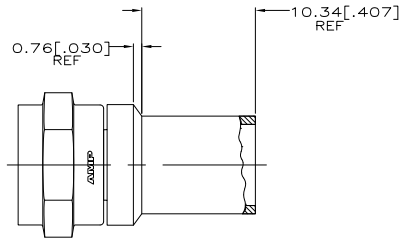
3

2

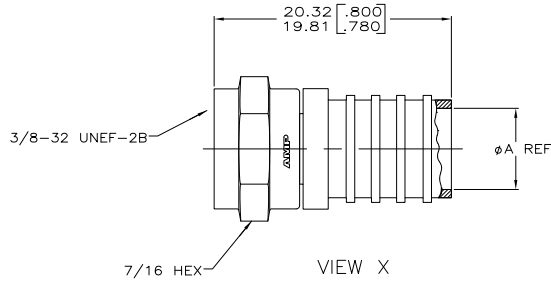
1

THIS DRAWING IS UNPUBLISHED. RELEASED FOR PUBLICATION.
 © COPYRIGHT 2005 BY TYCO ELECTRONICS CORPORATION. ALL RIGHTS RESERVED.

LOC	DIST	REVISIONS				
		F	LR	DATE	BY	APPD
AJ	16	J		REVISED PER EC 0514-0457-04	18NOV05	TS DRD
		J1		REVISED PER ECO-09-021510	12SEP09	KK AEG

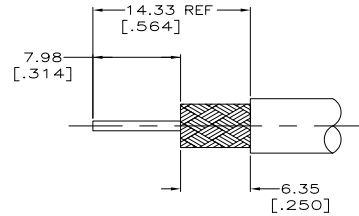


VIEW Y
 SAME AS VIEW X
 EXCEPT AS SHOWN



- △ BRASS PER QQ-B-626.
- △ NICKEL PER QQ-N-290.
- △ FOR USE WITH BELDEN 9104(RG-59 TYPE) CABLE.
- △ FOR USE WITH RG-6/U CABLE.
- △ FOR USE WITH BELDEN 9100 CABLE.
- △ CHROMATE OVER ZINC PER ASTM B 633
- △ FOR USE WITH RG-59/U CABLE.
- △ 58425-3, 58436-2 OR 58621-2
- △ 58622-2
- 10. SEE I.S. 408-9221

△ OBSOLETE PARTS: OBSOLETE CIS STREAMLINING PER D.RENAUD/D.SINISI



RECOMMENDED STRIP LENGTH

SUPSD BY 414766-8	X	8.00 [.315]	△	△	8.23 [.324]	△	1-414766-0
	X	8.00 [.315]	△	△	8.23 [.324]	△	414766-8
SUPSE BY 414766-5	X	7.37 [.290]	△	△	8.23 [.324]	△	414766-6
	X	7.37 [.290]	△	△	8.23 [.324]	△	414766-5
OBSOLETE	-Y	8.38 [.330]	△	△	8.23 [.324]	△	414766-2
OBSOLETE	-X	7.37 [.290]	△	△	7.75 [.305]	△	414766-1
VIEW		φA	FINISH	PRO-CRIMPER DIE SET	CRIMP HEX	CABLE	PART NUMBER

THIS DRAWING IS A CONTROLLED DOCUMENT.

DIMENSIONS: mm [INCHES]	TOLERANCES UNLESS OTHERWISE SPECIFIED:	DRW: J.L.GROFT 12MAR98	CHK: W.B.GRAY JR 12MAR98	APD: W.B.GRAY JR 12MAR98	NAME: Tyco Electronics Corporation, Harrisburg, PA 17105-3608
0 PLC ± .01	1 PLC ± .01	2 PLC ± .01	3 PLC ± .01	4 PLC ± .01	ANGLES ± .5°
MATERIAL: -	FINISH: -	APPLICATION SPEC: -	WEIGHT: -	SIZE: A2	CAGE CODE: 00779
CUSTOMER DRAWING				SCALE: 4:1	SHEET: 1 of 1