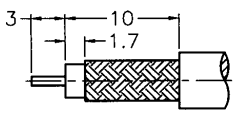


1 2 3 4 5 6 7 8

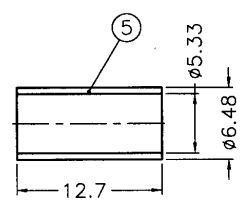
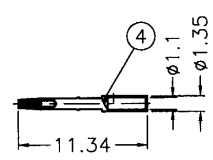
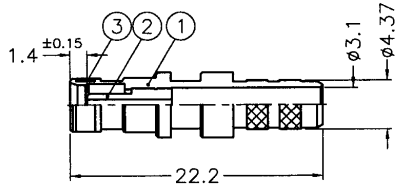
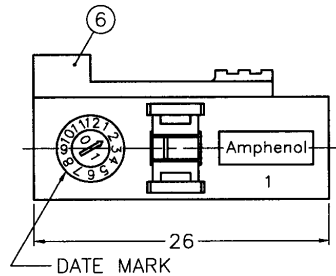
| REVISIONS | | | | |
|-----------|------|------------------------------|----------------|-----------|
| ISS | ZONE | DESCRIPTION | PER REQUEST | DATE |
| A1 | F-2 | CANCEL REMARK | N/A | 12-27-01' |
| | B-6 | ADDED KEY CODING | N/A | 12-27-01' |
| B | B-8 | NO.6 WAS CHANGED | RD-DM91042901L | 05-23-02' |
| C | B-8 | NO.6 WAS CHANGED | RD-DM91060601L | 06-06-02' |
| D | B-8 | NO.6 WAS CHANGED | RD-DM91091701L | 11-12-02' |
| D1 | B-8 | CANCELLED L AND M KEY CODING | N/A | 02-13-03' |

CONFIGURATION CONTROL:
NO CHANGES PERMITTED TO DRAWING WITHOUT
PPAP QUALIFIED CUSTOMER APPROVAL

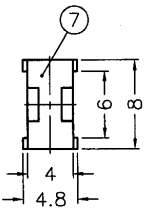


RECOMMENDED
CABLE STRIPPING DIM'S

1. CRIMPED FERRULE
HEX CRIMP SIZE .213"
2. CRIMPED CONTACT PIN AFM8
ADJUST TO 6 OR 7
POSITIONER K1470



- NOTES: FINISH (PLATING THICKNESS IN MICRO-INCHES)
1. BRASS PER QQ-B-626, ALLOY 360, 1/2 H
; JIS H3250 C 3604BD OR EQUIVALENT
 2. NICKEL PL. 60 MIN. THICK OVER OPTIONAL COPPER STRIKE
 3. BERYLLIUM COPPER PER QQ-C-530, ALLOY 173, 1/2 H
; FUJII FX301 OR EQUIVALENT
 4. GOLD PL. 30 MIN. THICK OVER NICKEL PL. 100 MIN. THICK
OVER OPTIONAL COPPER STRIKE
 5. TEFLON MIL-P-19468 OR EQUIVALENT
 6. BERYLLIUM COPPER JIS C1720R-1/4H OR EQUIVALENT
 7. COPPER PER ASTM B-75 ALLOY C12200 OR EQUIVALENT
 8. NYLOY66(WITH 33% GLASS FIBER) PER NYTEX COMPOSITES CO., LTD.
GRADE MG-0033N-V0 OR EQUIVALENT
 9. PBT(WITH 15% GLASS FIBER) PER CHANG CHUN GRADE 4115202
OR EQUIVALENT



TABLE

| KEY CODING | PART NO. | DRAWING NO. | ITEM NO. | LOCK COVER |
|------------|------------------|-----------------------|----------------|------------|
| A | FA1-NASJ-C04-0 | FK6121AW-008-NT30G-50 | FK6121AA57NC5F | FKLC30101D |
| B | FA1-NBSJ-C04-0 | FK6121BW-008-NT30G-50 | FK6121AB57NC5F | FKLC30102D |
| C | FA1-NCSJ-C04-0 | FK6121CW-008-NT30G-50 | FK6121AC57NC5F | FKLC30103D |
| D | FA1-NDSJ-C04-0 | FK6121DW-008-NT30G-50 | FK6121AD57NC5F | FKLC30104D |
| E | FA1-NEJ-SJ-C04-0 | FK6121EW-008-NT30G-50 | FK6121AE57NC5F | FKLC30105D |
| F | FA1-NFSJ-C04-0 | FK6121FW-008-NT30G-50 | FK6121AF57NC5F | FKLC30106D |
| G | FA1-NGSJ-C04-0 | FK6121GW-008-NT30G-50 | FK6121AG57NC5F | FKLC30107D |
| H | FA1-NHSJ-C04-0 | FK6121HW-008-NT30G-50 | FK6121AH57NC5F | FKLC30108D |
| I | FA1-NISJ-C04-0 | FK6121IW-008-NT30G-50 | FK6121AI57NC5F | FKLC30109D |
| K | FA1-NKSJ-C04-0 | FK6121KW-008-NT30G-50 | FK6121AK57NC5F | FKLC30110D |
| Z | FA1-NZSJ-C04-0 | FK6121ZW-008-NT30G-50 | FK6121AZ57NC5F | FKLC30111D |

| NO. | DESCRIPTION | MATERIAL | FINISH | Q'TY | DRAWING NO. | SCALE | 2/1 | ISSUE | D1 | FILE NO. F:\DWG\FK\6121XX\008\50\NT30G-D1-PPAP |
|-----|---------------|----------|---------|------|-------------|-------|-----|-------|----|--|
| 7 | LOCK COVER | NOTE 9 | NATURAL | 1 | FKLC00001A | | | | | |
| 6 | LOCK COVER | NOTE 8 | | 1 | SEE TABLE | | | | | |
| 5 | FERRULE | NOTE 7 | NOTE 2 | 1 | FKFR00201A | | | | | |
| 4 | CONTACT PIN | NOTE 3 | NOTE 4 | 1 | FKCP00401A | | | | | |
| 3 | RETAINER RING | NOTE 6 | NATURAL | 1 | FKRR00101A | | | | | |
| 2 | INSULATOR | NOTE 5 | NATURAL | 1 | FKNS00501A | | | | | |
| 1 | BODY | NOTE 1 | NOTE 2 | 1 | FKBD00501A | | | | | |

| DIMENSIONS ARE IN MILLIMETERS | | PART NO. |
|---------------------------------------|--------|----------------|
| UNLESS OTHERWISE SPECIFIED TOLERANCES | | FA1-NXSJ-C04-0 |
| 0.5-6 | = ±0.2 | APPROVED |
| 6-30 | = ±0.4 | MARK CHU |
| 30-120 | = ±0.6 | DATE 05-02-03' |
| 120-315 | = ±1 | CHECKED |
| 315-1000 | = ±1.6 | COASE WANG |
| 1000-2000 | = ±2.4 | DATE 05-02-03' |
| | | DRAWN |
| | | LILY CHIU |
| | | DATE 05-02-03' |

| Amphenol | |
|---|---|
| Danbury, CT, USA - Tainan, Taiwan - Shenzhen, China | |
| TITLE | FAKRA SMB CRIMP JACK (FOR RG-58A/U, 58C/U CABLE) |
| DRAWING NO. | FK6121XX-008-NT30G-50 |
| ITEM NO. | FK6121AAX57NC5F |

1 2 3 4 5 6 7 8