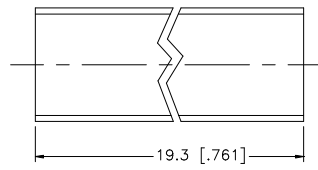
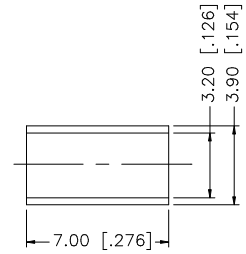
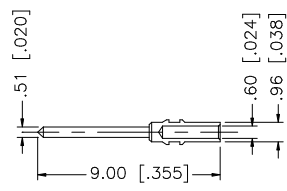
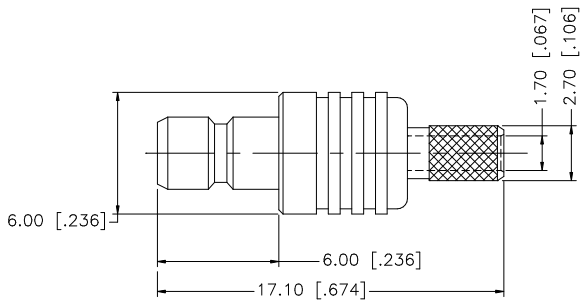
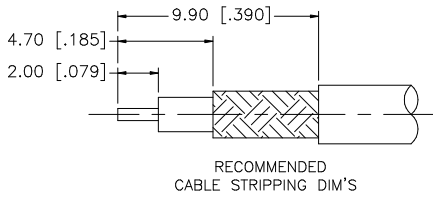


REV.	DATE	DESCRIPTION
A	02/09/06	UPDATE DRAWING FORMAT
B	05/08/07	REVISE BARREL, FERRULE DIMENSIONS, ADD CRIMP NOTES



NOTE:  
 1. CRIMPED FERRULE HEX CRIMP SIZE .128"  
 2. CRIMPED CONTACT PIN SQ. CRIMP SIZE 0.7mm

QTY	FINISH	MATERIAL	DESCRIPTION
1	NICKEL	BRASS	BODY
1	NATURAL	TEFLON	INSULATOR
1	GOLD	BRASS	CONTACT PIN
1	NICKEL	COPPER	FERRULE
1			HEAT SHRINK TUBE

APPROVALS	DATE
DRAWN G.R.S.	05/08/07
CHECKED	
ISSUED	
SHEET 1 OF 1	
CAD FILE	C:/142/142181-75.DWG

PART DESCRIPTION	
SMB MINI CRIMP JACK - 75ohm (FOR 179/U CABLE)	
PART NO.	
142181-75	
DWG. NO.	142181-75.DWG
REV.	B
SIZE	A
SCALE	NA

# Amphenol Connex

UNLESS OTHERWISE SPECIFIED DIMENSIONS ARE IN MILLIMETERS. DIMENSIONS IN [ ] ARE IN INCHES AND FOR CUSTOMER REFERENCE ONLY.

UNLESS OTHERWISE SPECIFIED TOLERANCES FOR MILLIMETERS ARE:  
 0.5 - 8mm ± 0.20mm  
 8 - 30mm ± 0.40mm  
 30 - 120mm ± 0.50mm

UNLESS OTHERWISE SPECIFIED TOLERANCES FOR INCHES ARE:  
 .020 - .315 = ± 0.007"  
 .315 - 1.180 = ± 0.015"  
 1.180 - 4.724 = ± 0.020"

DO NOT SCALE DRAWING