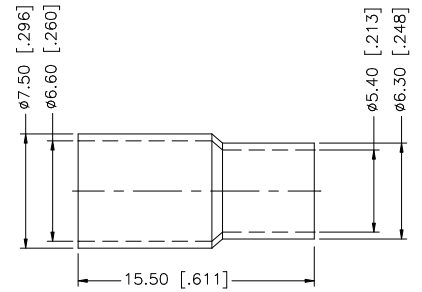
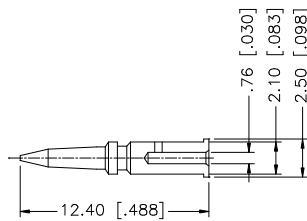
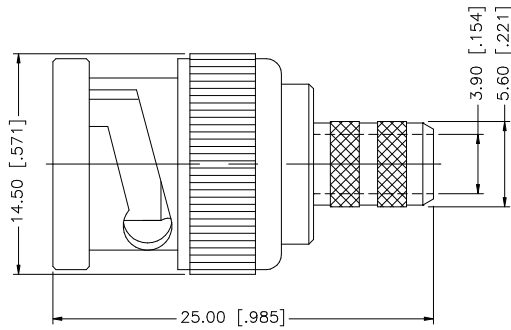
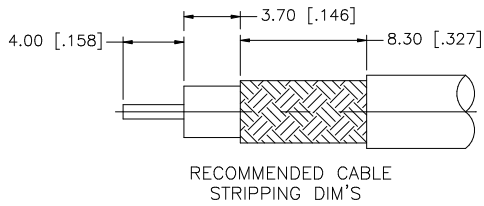


REV.	DATE	DESCRIPTION
NC	07/09/02	INITIAL RELEASE
A	10/02/06	REVISE CRIMP NOTE 1, UPDATE DRAWING FORMAT



CRIMP NOTES:

1. CRIMPED FERRULE HEX CRIMP SIZE .255"
2. CRIMPED CONTACT PIN HEX CRIMP SIZE .068"

8				UNLESS OTHERWISE SPECIFIED DIMENSIONS ARE IN MILLIMETERS. DIMENSIONS IN [ ] ARE IN INCHES AND FOR CUSTOMER REFERENCE ONLY.	APPROVALS	DATE	<h2 style="color: blue; margin: 0;">Amphenol Connex</h2>			
7				UNLESS OTHERWISE SPECIFIED TOLERANCES FOR MILLIMETERS ARE: 0.5 - 8mm ± 0.20mm 8 - 30mm ± 0.40mm 30 - 120mm ± 0.50mm	DRAWN G.R.S.	10/02/06		<p style="text-align: center; margin: 0;">PART DESCRIPTION</p> <p style="text-align: center; margin: 0;"><b>BNC CRIMP PLUG (FOR RG-59/U PLENUM)</b></p>		
6				UNLESS OTHERWISE SPECIFIED TOLERANCES FOR INCHES ARE: .020 - .315 ± 0.007" .315 - 1.180 ± 0.015" 1.180 - 4.724 ± 0.020"	CHECKED				<p style="text-align: center; margin: 0;">PART NO.</p> <p style="text-align: center; margin: 0;"><b>112127</b></p>	
5					ISSUED					<p style="text-align: center; margin: 0;">DWG. NO. 112127.DWG</p>
4	FERRULE	COPPER	NICKEL	1	SHEET 1 OF 1					
3	CONTACT PIN	BRASS	GOLD	1	CAD FILE	C:/112/112127.DWG				
2	INSULATOR	TEFLON	NATURAL	1						
1	BODY	BRASS	NICKEL	1						
	DESCRIPTION	MATERIAL	FINISH	QTY	DO NOT SCALE DRAWING					