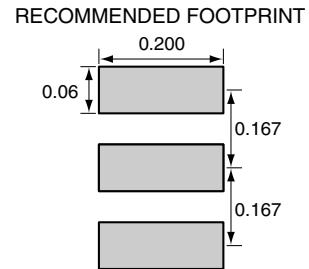
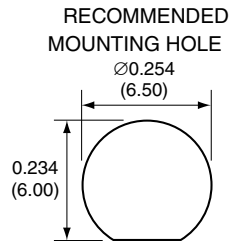
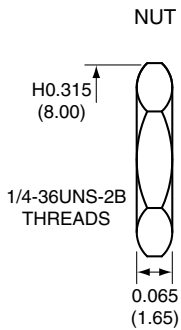
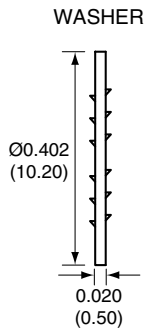
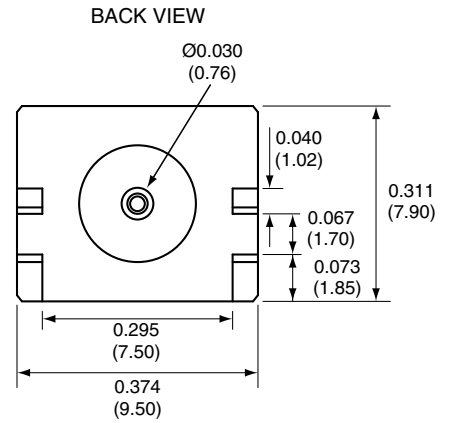
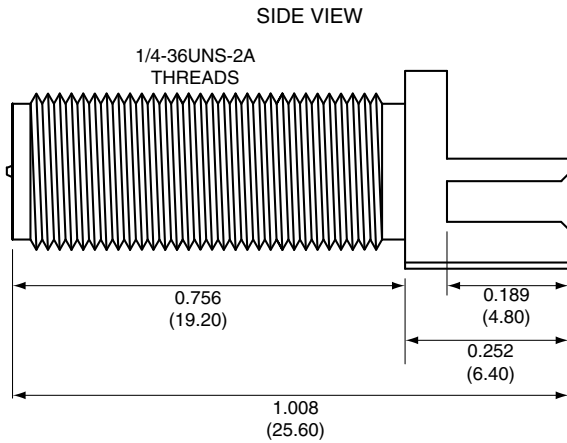


1		
Description	Material	Finish
Body	Brass	Nickel
Pin	BE CU	Gold
Insulation	Teflon	Teflon
Washer	Brass	Nickel
Nut	Brass	Nickel



Title RP-SMA FEMALE EDGE MOUNT
FOR 0.062" THICK BOARD, EXTENDED

Part No. CONREVSMA003.062-L

Revision: 1.0

CONNECTOR CITY
159 ORT LANE
MERLIN, OR 97532
PH (541)-471-6256
FAX (541)-471-6251

Dimensions: INCHES (mm)

Date: 6/1/2006

Sheet 1 of 1

CONNECTOR CITY
THE VALUE OF CONNECTIONS