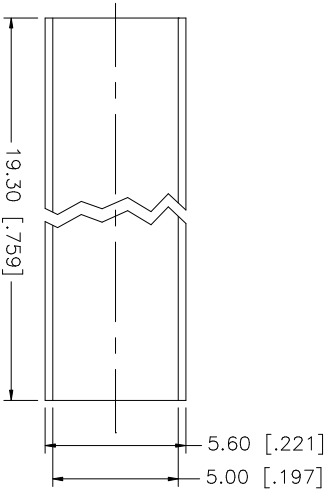
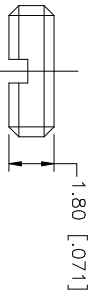
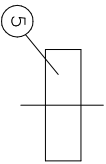
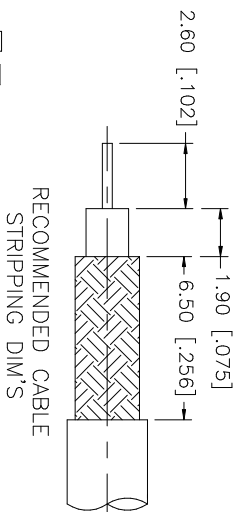
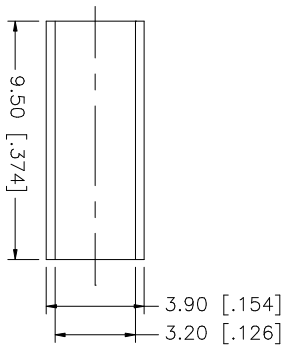
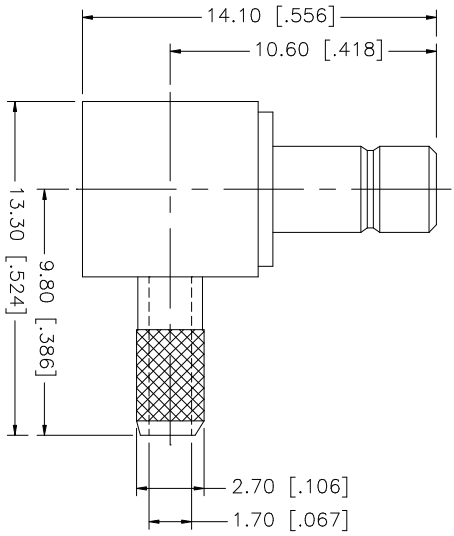


REV.	DATE	DESCRIPTION
NC	02/24/03	INITIAL RELEASE



- NOTE:
1. CRIMPED FERRULE
HEX CRIMP SIZE .128"
 2. CONTACT PIN TO SOLDER

QTY	FINISH	MATERIAL	DESCRIPTION
1	GOLD	COPPER	HEAT SHRINK TUBE
1	GOLD	BRASS	FERRULE
1	GOLD	P.E.	COVER
1	NATURAL	TEFLON	INSULATOR
1	GOLD	BRASS	CONTACT PIN
1	GOLD	BRASS	BARREL
1	GOLD	BRASS	BODY
1	GOLD	BRASS	DESCRIPTION

APPROVALS	DATE
DRAWN G.R.S.	02/24/03
CHECKED	
ISSUED	
SHEET 1 OF 1	

DO NOT SCALE DRAWING	CAD FILE	DWG. NO.	REV	SIZE	SCALE
UNLESS OTHERWISE SPECIFIED DIMENSIONS ARE IN MILLIMETERS DIMENSIONS IN [] ARE IN INCHES AND FOR CUSTOMER REFERENCE ONLY. UNLESS OTHERWISE SPECIFIED TOLERANCES FOR MILLIMETERS ARE: 0.5 - 8mm ± 0.20mm 8 - 30mm ± 0.40mm 30 - 120mm ± 0.50mm UNLESS OTHERWISE SPECIFIED TOLERANCES FOR INCHES ARE: .020 - .315 = ± 0.007" .315 - 1.180 = ± 0.015" 1.180 - 4.724 = ± 0.020"	C:/142/142252.DWG	142252.DWG	NC	A	NA

PART DESCRIPTION	PART NO.
SMB R/A CRIMP JACK (FOR RG-174/U, 188A/U, 316/U CABLE)	142252

Amphenol **Comnex**