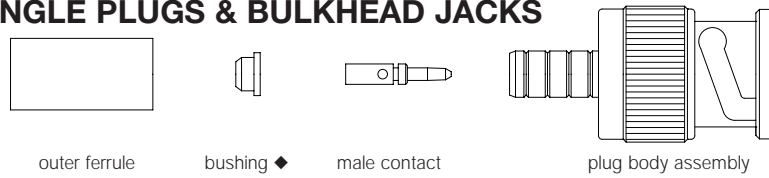
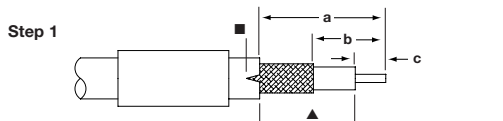


3-PIECE CRIMP ANGLE PLUGS & BULKHEAD JACKS

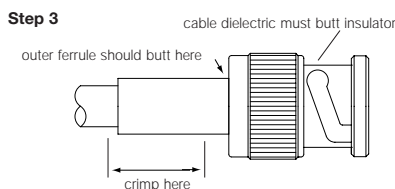
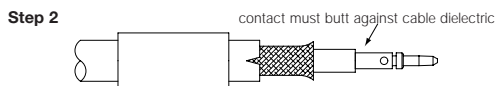


◆ used with RG-62, 71, 210 cable only

Amphenol Number	Connector Type	Cable RG-/U	Hex Crimp Data				Stripping Dimensions, inches (mm)		
			Cavity for Contact	Cavity for Outer Ferrule	Die Set for Tool 227-944*	CTL Series Tool Number	a	b	c
36800	BNC Jack	58, 141	.068(1.7)	.213(5.4)	227-1221-11	CTL-1	.593(15.1)	.250(6.4)	.156(4.0)
36800-RFX	BNC Jack	58, 141	.068(1.7)	.213(5.4)	227-1221-11	CTL-1	.630(16.0)	.303(7.7)	.156(4.0)
68150	BNC Jack	59, 62, 140	.068(1.7)	.255(6.5)	227-1221-13	CTL-1	.593(15.1)	.250(6.4)	.156(4.0)
95700	BNC Bulk. Jack	55, 142, 223	.068(1.7)	.213(5.4)	227-1221-11	CTL-1	.593(15.1)	.250(6.4)	.156(4.0)
31-245	BNC Bulk. Jack	179, 187	.068(1.7)	.178(4.5)	227-1221-9	CTL-2	.593(15.1)	.250(6.4)	.156(4.0)
31-316	BNC Angle Plug	174, 188, 316	.068(1.7)	.178(4.5)	227-1221-9	CTL-2	.578(14.6)	.328(8.3)	.125(3.1)
31-317	BNC Jack	174, 188, 316	.068(1.7)	.178(4.5)	227-1221-9	CTL-2	.593(15.1)	.250(6.4)	.156(4.0)
31-318	BNC Bulk. Jack	174, 188, 316	.068(1.7)	.178(4.5)	227-1221-9	CTL-2	.593(15.1)	.250(6.4)	.156(4.0)
31-318-RFX	BNC Bulk. Jack	174, 188, 316	.068(1.7)	.178(4.5)	227-1221-9	CTL-2	.630(16.0)	.362(9.2)	.156(4.0)
31-318-1001	BNC Bulk. Jack	Dbl. Br. 316	.068(1.7)	.178(4.5)	227-1221-9	CTL-2	.593(15.1)	.250(6.4)	.156(4.0)
31-245-RFX	BNC Bulk. Jack	179, 187	.068(1.7)	.178(4.5)	227-1221-9	CTL-2	.630(16.0)	.362(9.2)	.156(4.0)
31-334	BNC Angle Plug	55, 142, 223, 400	.068(1.7)	.213(5.4)	227-1221-11	CTL-1	.578(14.6)	.328(8.3)	.125(3.1)
31-335	BNC Angle Plug	58, 141	.068(1.7)	.213(5.4)	227-1221-11	CTL-1	.578(14.7)	.328(8.3)	.125(3.2)
31-335-RFX	BNC Angle Plug	58, 144	.068(1.7)	.213(5.4)	227-1221-11	CTL-1	.677(17.2)	.350(8.9)	.156(4.0)
31-336	BNC Angle Plug	59, 62	.068(1.7)	.255(6.5)	227-1221-13	CTL-1	.578(14.7)	.328(8.3)	.125(3.2)
31-336-RFX	BNC Angle Plug	59, 62	.068(1.7)	.255(6.5)	227-1221-13	CTL-1	.677(17.2)	.350(8.9)	.156(4.0)
31-342	BNC Bulk. Jack	58, 141	.068(1.7)	.213(5.4)	227-1221-11	CTL-1	.593(15.1)	.250(6.4)	.156(4.0)
31-342-RFX	BNC Bulk. Jack	58, 141, 142, 223	.068(1.7)	.213(5.4)	227-1221-11	CTL-1	.689(17.5)	.362(9.2)	.157(4.0)
31-343-1002	BNC Bulk. Jack	Pl. 59 (20 AWG)	.068(1.7)	.255(6.5)	227-1221-13	CTL-1	.593(15.1)	.250(6.4)	.156(4.0)
31-343-RFX	BNC Bulk. Jack	59, 62, 140, 210	.068(1.7)	.255(6.5)	227-1221-11	CTL-1	.689(17.5)	.362(9.2)	.157(4.0)
31-4327	BNC Jack	58, 141	.068(1.7)	.213(5.4)	227-1221-11	CTL-1	.593(15.1)	.250(6.4)	.156(4.0)
31-5911-RFX	BNC Angle Plug	58,141	Solder	.213	227-1221-11	CTL-1,3,5	.709(18.0)	.382(9.7)	.161(4.1)
31-5914-RFX	BNC Angle Plug	59	Solder	.255	227-1221-13	CTL-1,5,6,8	.709(18.0)	.382(9.7)	.161(4.1)
31-5991-RFX	BNC Angle Plug	316	Solder	.128	227-1221-3	CTL-9,13	.618(15.7)	.350(8.9)	.157(4.0)
31-316-RFX	BNC Angle Plug	316	Solder	.128	227-1221-3	CTL-9,13	.618(15.7)	.350(8.9)	.157(4.0)
31-70239	BNC Angle Plug	734A	.042	.255	—	CTL-14	.630 (16.0)	.303 (7.7)	.157 (4.0)
31-70240	BNC Angle Plug	735A	.042	.187	—	CTL-15	.630 (16.0)	.303 (7.7)	.157 (4.0)
31-70234	BNC Plug	Beld 1694	.042	.319	—	CTL-14	.630 (16.0)	.303 (7.7)	.157 (4.0)
31-70235	BNC Plug	Beld 8281	.042	.324	—	CTL-14	.630 (16.0)	.303 (7.7)	.157 (4.0)
31-70236	BNC Plug	Beld 8218	.042	.178	—	CTL-15	.630 (16.0)	.303 (7.7)	.157 (4.0)
31-70237	BNC Plug	734A	.042	.255	—	CTL-14	.630 (16.0)	.303 (7.7)	.157 (4.0)
31-70238	BNC Plug	735A	.042	.187	—	CTL-15	.630 (16.0)	.303 (7.7)	.157 (4.0)
31-315-RFX	BNC Plug	174,188,316	.068	.178	227-1221-9	CTL-2	.654 (16.6)	.323 (8.2)	.118 (3.0)
31-317-RFX	BNC Jack	174,188,316	.068	.178	227-1221-9	CTL-2	.634 (16.1)	.303 (7.7)	.156 (4.0)
31-335-RFX	BNC Angle Plug	58,141,142	.068	.213	227-1221-11	CTL-1,5	.677 (17.2)	.350 (8.9)	.157 (4.0)
31-5998-RFX	BNC Plug	B8214,B9913,B9914	.118	.429	227-1221-61	CTL-11	.630 (16)	.303 (7.7)	.157 (4.0)
31-5999-RFX	BNC Plug	8x,LMR240	.068	.255	227-1221-13	CTL-1,5	.630 (16)	.303 (7.7)	.157 (4.0)
31-6004-RFX	BNC Angle Plug	B9913,B9914	Solder	.429	227-1221-25	CTL-4	.728 (18.5)	.401 (10.2)	.244 (6.2)
31-6005-RFX	BNC Angle Plug	8x,LMR240	Solder	.255	227-1221-13	CTL-1,5	.728 (18.5)	.401 (10.2)	.244 (6.2)
31-6006	BNC Plug	8x,LMR240	.068	.255	227-1221-13	CTL-1,5	.593 (15.1)	.250 (6.4)	.156 (4.0)



▲ For RG-174, 179, 187, 188, 316/U cables only, slit jacket back .100"(2.5mm) as shown. Before attaching center contact, slide metal spacer/TFE sleeve (not shown) over cable dielectric and under braid. The center contact should butt against the dielectric and TFE sleeve.



Step 1 Strip cable jacket, braid, and dielectric to dimensions in table above. [for RG-62,71,210/U cable, trim an additional .039"(1.0mm) of insulation off center conductor and add bushing] All cuts are to be sharp and square. Important: Do not nick braid, dielectric, and center conductor. Slide outer ferrule onto cable as shown.

Step 2 Flare slightly end of cable braid as shown to facilitate insertion of inner ferrule. Important: Do not comb out braid ▲. Place contact on cable center conductor so that it butts against cable dielectric. Crimp contact in place using Die Set Cavity indicated in table above. When using RG-62, 71, 210 cable, install bushing onto center conductor before installing contact.

Step 3 Install cable assembly into body assembly so that inner ferrule portion slides under braid. Push cable assembly forward until contact snaps into place in insulator. Slide outer ferrule over braid and up against connector body. Crimp outer ferrule using Die Set Cavity specified in table above.

* for pneumatic crimp tool 227-60, use die sets indicated in this column