
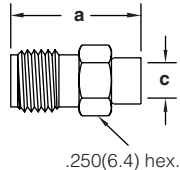

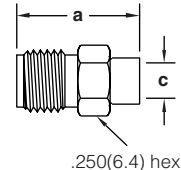

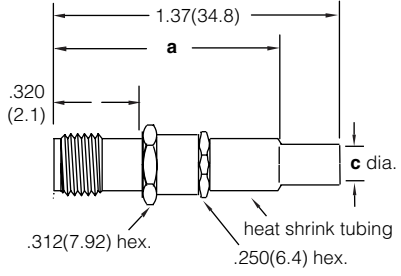


<p>Fig. 1</p>  <p style="text-align: center;">  </p> <p style="text-align: center;"> SMA Jacks Solder to Body Solder Center Contact 901-9202-1A for .141" (3.6mm) S/R RG-402 (M17/130) 901-9202-2A for .085" (2.2mm) S/R RG-405 (M17/133) </p>	<p>Fig. 2</p>  <p style="text-align: center;">  </p> <p style="text-align: center;"> SMA Jack Solder to Body Pre-assembled Center Contact 901-9704 Gold Plated for .141" (3.6mm) S/R RG-402 (M17/130) </p>	<p>Fig. 3</p>  <p style="text-align: center;">  </p> <p style="text-align: center;"> SMA Jacks Braid Crimp Solder Captive Contact 901-9602-1 Gold Plated, 901-9602-1SF Passivated for RG-55B, 142B, 223, 400 901-9602-3 Gold Plated, 901-9602-3SF Passivated for RG-174, 179, 187, 188, 316 901-9602-12SF Passivated for Double Braid RG-316 </p>
--	---	---

SMA JACKS FOR SEMI-RIGID & FLEXIBLE CABLES – 50Ω Impedance

Cable RG-/U	Cable Attachment		Dimensions In. (mm)		CAI	Plt.	Ins.	Notes	Amphenol Number	Fig.
	Outer	Inner	a	c						
.085" (3.6mm) Semi -Rigid (RG-405) (M17/133)	Solder to Body	Solder	.500(12.7)	.088(2.2)	C47	P9	D1	—	901-9202-2A	1
.141" (3.6mm) Semi -Rigid RG-402 (M17/130)	Solder to Body	Solder	.500(12.7)	.144(3.7)	C47	P10	D1	—	901-9202-1A	1
	Solder to Body	Solder	.500(12.7)	.144(3.7)	C59	P11	D1	Pre-assembled Cont.	901-9704	2
55, 142, 223, 400	Crimp	Solder	.965(24.5)	.220(5.6)	C56	P9	D1	Captive Contact	901-9602-1	3
	Crimp	Solder	.965(24.5)	.220(5.6)	C56	P12	D1	Captive Contact	901-9602-1SF	3
174, 179, 187, 188, 316	Crimp	Solder	.965(24.5)	.128(3.3)	C56	P9	D1	Captive Contact	901-9602-3	3
	Crimp	Solder	.965(24.5)	.128(3.3)	C56	P12	D1	Captive Contact	901-9602-3SF	3
Double Braid RG-316	Crimp	Solder	.965(24.5)	.142(3.6)	C56	P12	D1	Captive Contact	901-9602-12SF	3