

4

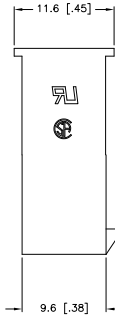

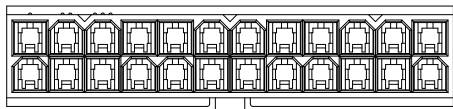
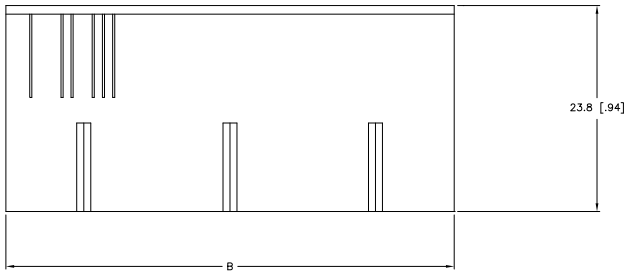
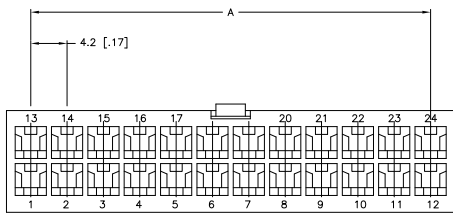
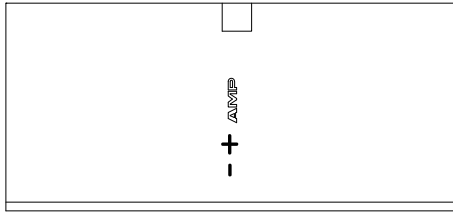
3

2

1

THIS DRAWING IS UNPUBLISHED. RELEASED FOR PUBLICATION.
 BY TYCO ELECTRONICS CORPORATION. ALL RIGHTS RESERVED.

LOC	DIST	REVISIONS		
F	LR	DESCRIPTION	DATE	BY
CM	00			
B		REVISED PER ECO-08-006965	25MAR08	HMR CC



△ NYLON, UL94V-0, BLACK.

DIM	B	A	POS	PART NUMBER
51.6	46.2	24	2	2029028-4
47.4	42.0	22	2	2029028-2
43.2	37.8	20	2	2029028-0
39.0	33.6	18	1	2029028-8
34.8	29.4	16	1	2029028-6
30.6	25.2	14	1	2029028-4
26.4	21.0	12	1	2029028-2
22.2	16.8	10	1	2029028-0
18.0	12.6	8		2029028-8
13.8	8.4	6		2029028-6
9.6	4.2	4		2029028-4
5.4	—	2		2029028-2

METRIC

THIS DRAWING IS A CONTROLLED DOCUMENT.

DIM	K. WHITAKER	04DEC2007	Tyco Electronics Corporation Harrisburg, PA 17105-3608
CHK	C. CASH	04DEC2007	
C.	C. CASH	04DEC2007	
DIMENSIONS:	TOLERANCES UNLESS OTHERWISE SPECIFIED		NAME
mm [INCHES]	0 PLG	#	FREE HANGING PLUG HOUSING, BLACK, VAL-U-LOK(TM)
	1 PLG	# 0.4 [10]	SIZE
	2 PLG	# 0.25 [6.35]	A2
	3 PLG	# 0.150 [3.81]	OR C=2029028
	4 PLG	#	SCALE
	ANGLES	#	3:1
	FINISH	#	SHEET
			1 of 1
MATERIAL	APPLICATION SPEC		REV
△	WEIGHT		B
	CUSTOMER DRAWING		