

4

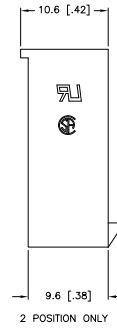
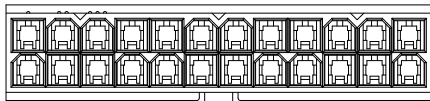
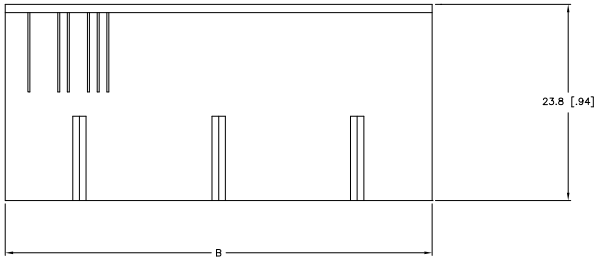
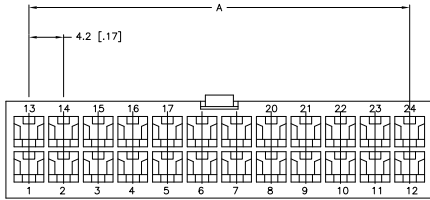
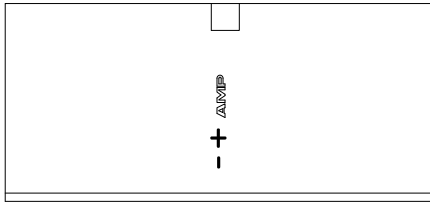
3

2

1

THIS DRAWING IS UNPUBLISHED. RELEASED FOR PUBLICATION.
 © COPYRIGHT BY TYCO ELECTRONICS CORPORATION. ALL RIGHTS RESERVED.

LOC	DIST	REVISIONS			
F	LN	DESCRIPTION	DATE	BY	APP
B		REVISED PER ECO-08-006965	25MAR08	HMR	CC



2 POSITION ONLY

NYLON, UL94V-2, BLACK.

DIM	B	DIM	A	POS	PART NUMBER
51.6	46.2	24	2	2029027-4	
47.4	42.0	22	2	2029027-2	
43.2	37.8	20	2	2029027-0	
39.0	33.6	18	1	2029027-8	
34.8	29.4	16	1	2029027-6	
30.6	25.2	14	1	2029027-4	
26.4	21.0	12	1	2029027-2	
22.2	16.8	10	1	2029027-0	
18.0	12.6	8		2029027-8	
13.8	8.4	6		2029027-6	
9.6	4.2	4		2029027-4	
5.4	—	2		2029027-2	

METRIC

THIS DRAWING IS A CONTROLLED DOCUMENT.

DIM	K. WHITAKER	030C2007	Tyco Electronics Corporation
CHK	C. CASH	030C2007	Harrisburg, PA 17105-3608
C	C. CASH	030C2007	
APP	C. CASH	030C2007	
PRODUCT SPEC			
APPLICATION SPEC			
WEIGHT			
CUSTOMER DRAWING			

SIZE: A2, CASE CODE: 00779, DRAWING NO: C-2029027, RESTRICTED TO: —

SCALE: 3:1, SHEET: 1 of 1, REV: B