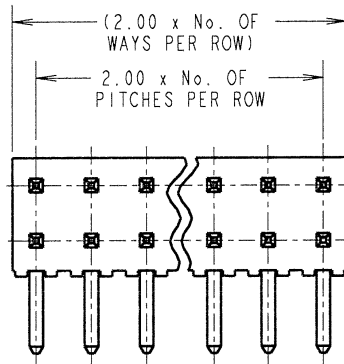
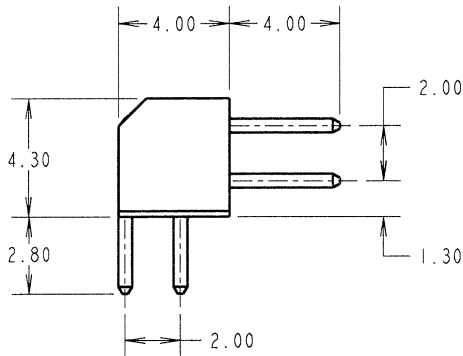
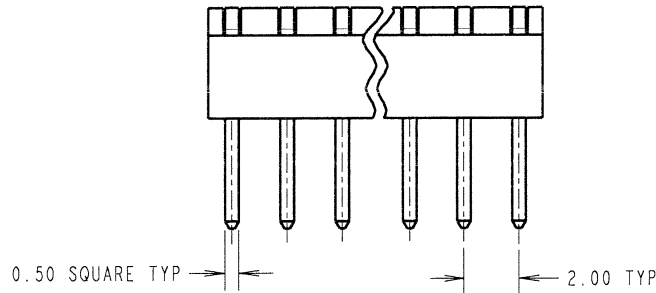


Customer Information Sheet

DRAWING No.: M22-241XXXX SHEET 3 OF 3 IF IN DOUBT - ASK (C) NOT TO SCALE THIRD ANGLE PROJECTION ALL DIMENSIONS IN mm

SPECIFICATION:
MATERIAL:
 MOULDING = NYLON 6T, UL94V-0, BLACK
 CONTACT = COPPER ALLOY
FINISH:
 42 = GOLD ON CONTACT AREA, 100% TIN ON TAILS
 46 = 100% TIN
ELECTRICAL:
 CURRENT RATING = 2.0A
 INSULATION RESISTANCE = 1,000 MEGOHMS MIN
 CONTACT RESISTANCE = 20 MILLIOHMS MAX
 VOLTAGE PROOF = 500V AC
MECHANICAL:
 DURABILITY = 500 OPERATIONS
ENVIRONMENTAL:
 OPERATING TEMPERATURE = -40°C TO +105°C
PACKING:
 TUBE OR TRAY
 FOR COMPLETE SPECIFICATION, SEE COMPONENT SPECIFICATION C018XX (LATEST ISSUE)

ORDER CODE:
M22-241XXXX
 No. OF WAYS PER ROW
 03 TO 40
 FINISH:
 42 = SELECTIVE GOLD + 100% TIN
 46 = 100% TIN



NOTES:
 1. RECOMMENDED PCB MOUNTING HOLE SIZE = $\varnothing 0.90 \pm 0.05\text{mm}$.
 2. ALL TOLERANCES ARE ± 0.20 UNLESS OTHERWISE STATED.

JMB	11	04.09.06	9409
NAME	ISS.	DATE	C/NOTE
APPROVED: <i>[Signature]</i>			
CHECKED: <i>[Signature]</i>			
DRAWN: W. J. BOURNE			
CUSTOMER REF.:			
ASSEMBLY DRG:			

HARWIN

HARWIN INC U.S.A. TEL: (812) 542 2540 FAX: (812) 542 2541	HARWIN PLC U.K. TEL: 023 9231 4545 FAX: 023 9231 4590	HARWIN PTE SINGAPORE TEL: 65 6779 4909 FAX: 65 6779 3868
--	--	---

THIS DRAWING AND ANY INFORMATION OR DESCRIPTIVE MATTER SET OUT HEREON ARE CONFIDENTIAL AND COPYRIGHT PROPERTY OF THE HARWIN GROUP AND MUST NOT BE DISCLOSED, LOANED, COPIED OR USED FOR MANUFACTURING, TENDERING OR FOR ANY OTHER PURPOSE WITHOUT THEIR WRITTEN PERMISSION.

TOLERANCES
~~X = $\pm 1\text{mm}$
 X.X = $\pm 0.25\text{mm}$
 X.XX = $\pm 0.10\text{mm}$
 X.XXX = $\pm 0.01\text{mm}$
 ANGLES = $\pm 5^\circ$
 UNLESS STATED~~

MATERIAL:
 SEE ABOVE
FINISH:
 SEE ABOVE
S/AREA:
 mm²

TITLE:
 2mm PITCH 90° PIN HEADER
DRAWING NUMBER:
M22-241XXXX
 SHT 3 OF 3