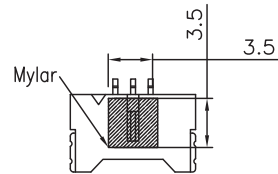


RECOMMENDED PCB LAYOUT

NO. OF POSITIONS	DIMENSIONS		
	A	B	C
02	1.25	3.80	7.65
03	2.50	5.05	8.90
04	3.75	6.30	10.15
05	5.00	7.55	11.40
06	6.25	8.80	12.65
07	7.50	10.05	13.90
08	8.75	11.30	15.15
09	10.00	12.55	16.40
10	11.25	13.80	17.65
11	12.50	15.05	18.90
12	13.75	16.30	20.15
14	16.25	18.80	22.65
15	17.50	20.05	23.90
16	18.75	21.30	25.15
20	23.75	26.30	30.15
30	36.25	38.80	42.65

SPECIFICATIONS:
MATERIAL:-
 MOULDING: NYLON 9T, UL94V-0
 CONTACT: BRASS
 SOLDER TAB: BRASS
FINISH:-
 MOULDING: NATURAL COLOR
 CONTACT: GOLD PLATED
 SOLDER TAB: TIN PLATED
ELECTRICAL:-
 CURRENT RATING: 1A AC, DC
 WORKING VOLTAGE: 125V AD, DC
 WITHSTANDING VOLTAGE: 500V AC/MINUTE
 CONTACT RESISTANCE: 20 mΩ MAX.
 INSULATION RESISTANCE: 100 MΩ MIN.
ENVIRONMENTAL:-
 TEMPERATURE RANGE: -25°C ~ +85°C

NOTES: ALL DIMENSIONS AND NOTES MARKED * ARE CRITICAL AND MUST BE CHECKED IN ACCORDANCE WITH QUALITY DOC. QI-02A



NAME	ISS.	DATE	C/NOTE
Allan	3	22.03.11	A354
Allan	2	17.09.07	A075
Allan	1	01.08.06	-

APPROVED: _____

CHECKED: *Ben*

DRAWN: Allan

CUSTOMER REF.:

ASSEMBLY DRG:

ORDER CODE
 M30-501 XX 45R
 NO. OF WAYS PER ROW



THIS DRAWING AND ANY INFORMATION OR DESCRIPTIVE MATTER SET OUT HEREON ARE CONFIDENTIAL AND COPYRIGHT PROPERTY OF THE HARWIN GROUP AND MUST NOT BE DISCLOSED, LOANED, COPIED OR USED FOR MANUFACTURING, TENDERING OR FOR ANY OTHER PURPOSE WITHOUT THEIR WRITTEN PERMISSION.

TOLERANCES
 X. = ±1mm
 X.X = ±0.25mm
 X.XX = ±0.15mm
 X.XXX = ±0.05mm
ANGLES = ±5° UNLESS STATED

MATERIAL:
 SEE NOTES
FINISH:
 SEE NOTES
S/AREA:
 mm²

TITLE:
 1.25mm PITCH R/A WAFER
 SMT TYPE ULTRA LOW PROFILE

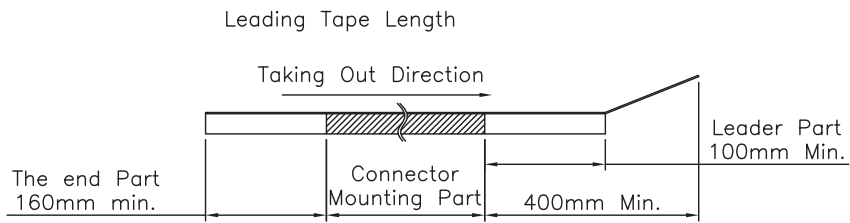
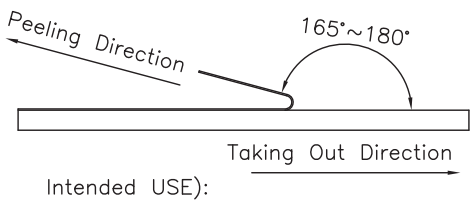
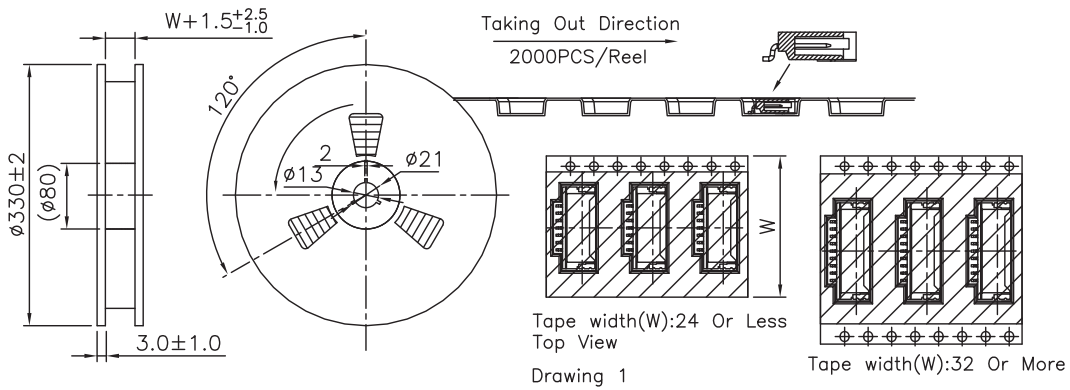
DRAWING NUMBER:
 M30-501 XX 45R

SHT
 1
 OF
 2

HARWIN USA
 TEL: 603 893 5376
 FAX: 603 893 5396
 mis@harwin.com

HARWIN Europe (UK)
 TEL: 023 9231 4545
 FAX: 023 9231 4590
 mis@harwin.co.uk

HARWIN Asia
 TEL: +65 6 779 4909
 FAX: +65 6 779 3868
 mis@harwin.com.sg



Peel strength of cover tape
Requirement: 10gf~130gf
(Peeling speed: 300mm/minute)

NAME	ISS.	DATE	C/NOTE
Allan	3	22.03.11	A354
Allan	2	17.09.07	A075
Allan	1	01.08.06	-
APPROVED: <i>Paul</i>			
CHECKED:			
DRAWN: Allan			
CUSTOMER REF.:			
ASSEMBLY DRG:			

HARWIN			THIS DRAWING AND ANY INFORMATION OR DESCRIPTIVE MATTER SET OUT HEREON ARE CONFIDENTIAL AND COPYRIGHT PROPERTY OF THE HARWIN GROUP AND MUST NOT BE DISCLOSED, LOANED, COPIED OR USED FOR MANUFACTURING, TENDERING OR FOR ANY OTHER PURPOSE WITHOUT THEIR WRITTEN PERMISSION.	TOLERANCES X. = ±1mm X.X = ±0.25mm X.XX = ±0.15mm X.XXX = ±0.05mm	MATERIAL: SEE NOTES	TITLE: 1.25mm PITCH R/A WAFER SMT TYPE ULTRA LOW PROFILE
HARWIN USA TEL: 603 893 5376 FAX: 603 893 5396 mis@harwin.com	HARWIN Europe (UK) TEL: 023 9231 4545 FAX: 023 9231 4590 mis@harwin.co.uk	HARWIN Asia TEL: +65 6 779 4909 FAX: +65 6 779 3868 mis@harwin.com.sg		ANGLES = ±5° UNLESS STATED	FINISH: SEE NOTES S/AREA: mm ²	