

Customer Information Sheet

DRAWING No.: M80-551XXXX

SHEET 2 OF 2

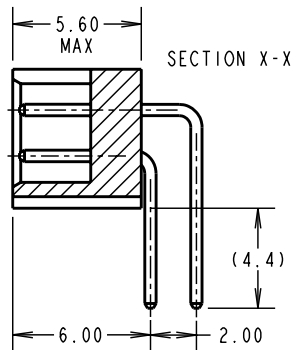
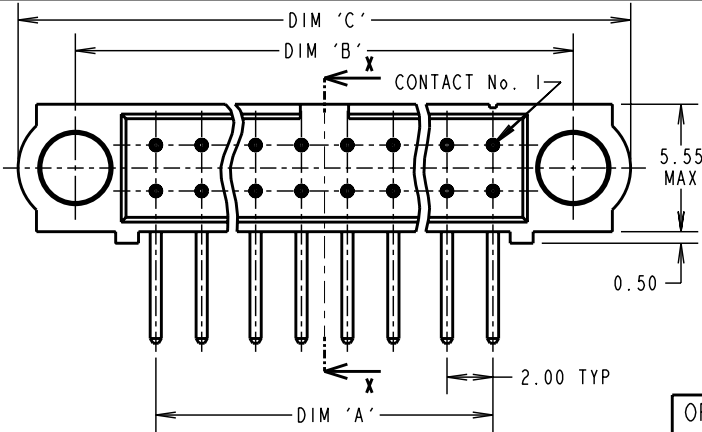
IF IN DOUBT - ASK

(C)

NOT TO SCALE

THIRD ANGLE PROJECTION

ALL DIMENSIONS IN mm



SPECIFICATIONS:
MATERIAL:
 MOULDING = GLASS-FILLED PPS,
 UL94V-0, BLACK
 CONTACT = PHOSPHOR BRONZE
 JACKSCREW = STAINLESS STEEL
FINISH:
 22 = 0.75µ GOLD ON CONTACT AREA,
 3 µ 90/10 TIN/LEAD ON TAILS
 42 = 0.75µ GOLD ON CONTACT AREA,
 3µ 100% TIN OVER NICKEL ON TAILS
 05 = 0.75µ GOLD ALL OVER
ELECTRICAL:
 CURRENT RATING AT 25°C = 3.0A MAX
 CURRENT RATING AT 85°C = 2.2A MAX
 WORKING VOLTAGE = 120V AC/DC
 VOLTAGE PROOF = 360V AC/DC
 CONTACT RESISTANCE = 25 mΩ MAX
 INSULATION RESISTANCE = 100 MΩ MIN
MECHANICAL:
 DURABILITY = 500 OPERATIONS
ENVIRONMENTAL:
 TEMPERATURE RANGE = -55°C TO +125°C
 PACKING: TUBE
 FOR COMPLETE SPECIFICATION, SEE
 COMPONENT SPECIFICATION C005XX
 (LATEST ISSUE)

ORDER CODE:

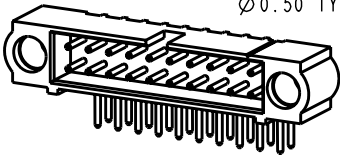
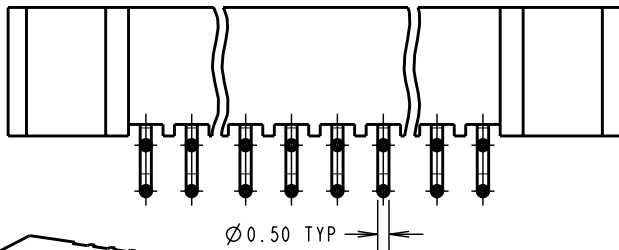
M80-551XXXX

No. OF CONTACTS
 04 TO 50
 (EVEN NUMBERS ONLY)

FINISH
 22 - SELECTIVE GOLD + TIN/LEAD
 42 - SELECTIVE GOLD + 100% TIN OVER NICKEL
 05 - GOLD ALL OVER

NOTES:

1. RECOMMENDED PCB HOLE
 SIZE = Ø0.65mm MIN.



DIMENSION	CALCULATION
DIM 'A'	TOTAL No. OF CONTACTS - 2
DIM 'B'	TOTAL No. OF CONTACTS + 5
DIM 'C'	TOTAL No. OF CONTACTS + 10

EXAMPLE: CONNECTOR WITH 20 CONTACTS WITH SELECTIVE GOLD AND 100% TIN OVER NICKEL, M80-5512042

DIM 'A' = 18.00mm, DIM 'B' = 25.00mm, DIM 'C' = 30.00mm

CP	1	02.09.10	10870
NAME	ISS.	DATE	C/NOTE
APPROVED: C.PENROSE			
CHECKED: R.ADDE			
DRAWN: W. J. BOURNE			
CUSTOMER REF.:			
ASSEMBLY DRG:			

HARWIN

HARWIN USA
 TEL: 603 893 5376
 FAX: 603 893 5396
 mis@harwin.com

HARWIN Europe (UK)
 TEL: 023 9231 4545
 FAX: 023 9231 4590
 mis@harwin.co.uk

HARWIN Asia
 TEL: +65 6 779 4909
 FAX: +65 6 779 3868
 mis@harwin.com.sg

THIS DRAWING AND ANY INFORMATION OR DESCRIPTIVE MATTER SET OUT HEREON ARE CONFIDENTIAL AND COPYRIGHT PROPERTY OF THE HARWIN GROUP AND MUST NOT BE DISCLOSED, LOANED, COPIED OR USED FOR MANUFACTURING, TENDERING OR FOR ANY OTHER PURPOSE WITHOUT THEIR WRITTEN PERMISSION.

TOLERANCES
 X. = ±1mm
 X.X = ±0.25mm
 X.XX = ±0.10mm
 X.XXX = ±0.01mm
 ANGLES = ±5°
 UNLESS STATED

MATERIAL:
 SEE ABOVE
FINISH:
 SEE ABOVE
S/AREA:
 mm²

TITLE: JACKSCREW DATAMATE
 DIL HORIZONTAL PC TAIL
 (4.5mm) MALE ASSEMBLY (NO J/S)
DRAWING NUMBER:
M80-551XXXX
 SHT 2 OF 2