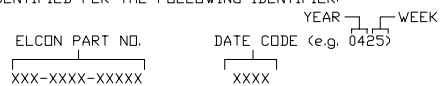


This drawing involves proprietary design rights of Tyco Electronics Corporation, and all design, manufacture, reproduction, use and sale rights regarding the same are reserved, even if it is submitted for a specific purpose and the recipient by accepting this drawing, assumes custody and control and agrees to take reasonable precautions (a) that this drawing will not be copied and reproduced, in whole or in part, or its contents revealed in any manner, or to any person except to meet the purpose for which it was delivered and (b) that any special features peculiar to this design will not be incorporated in other projects without the expressed written permission of Tyco Electronics Corporation.

REVISIONS			
EC	REV	DESCRIPTION	DATE
0S1G-0242-04	A	NEW RELEASE	06/25/04

8. ITEMS PROVIDED TO THIS SPECIFICATION TO BE PERMANENTLY IDENTIFIED PER THE FOLLOWING IDENTIFIER:



7. RECOMMENDED PRESSING FIXTURE: FIX00001 FOR COMPLIANT APPLICATION IS AVAILABLE. PLEASE CONSULT FACTORY.

6. EXAMPLE PCB CONFIGURATION.

5. THIS CONFIGURATION WITH 3-SEGMENT SIGNAL CONNECTOR IS SHOWN FOR REFERENCE ONLY. COMBINATION OF MULTIPLE NUMBERS OF 2 AND 3 SEGMENT MODULES COULD BE USED PER USER PREFERENCE. OVERALL COMBINATION SHOULD NOT EXCEED 8.0" IN LENGTH.

4. SOCKETS ACCEPT 1.6 [0.62] ± 10% THICK PC BOARD.

3. FINISHES:

CONTACTS: SELECTIVE GOLD PER MIL-G-45204, .000030" MIN. THK, OVER NICKEL PER QQ-N-290

TERMINALS: SELECTIVE TIN PER ASTM B-545, OVER NICKEL PER QQ-N-290

2. MATERIALS:

INSULATORS: THERMOPLASTIC, GLASS REINFORCED, COLOR-BLACK UL94V-0 FLAMMABILITY RATED.

POWER CONTACTS: COPPER ALLOY

1. PART NUMBER CHANGES AND OR DESIGN CHANGES AFFECTING ITEM INTERCHANGEABILITY REQUIRE PRIOR ELCDN APPROVAL AND AUTHORIZATION BY REVISION TO THIS DRAWING.

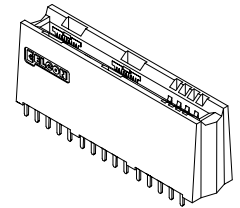
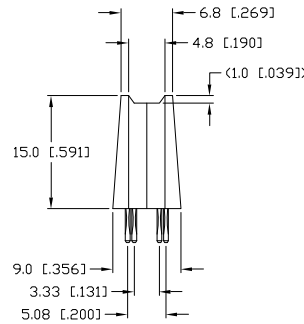
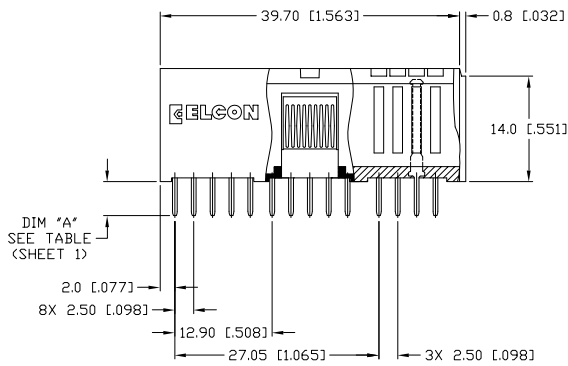
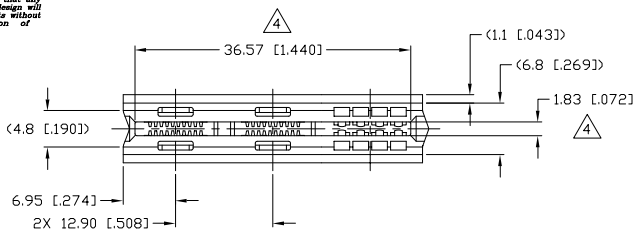
NOTES: UNLESS OTHERWISE SPECIFIED;

9. PART NUMBER INFORMATION

CONNECTOR	REFERENCE TYCO PN	ELCDN PART NUMBER	TERMINATION TYPE	PC TAIL LENGTH DIM "A"	RECOMMENDED MOUNTING BOARD	MATING BOARD
SOCKET	6651290-2	284-0112-12100	SOLDER TAIL (SHORT)	3.56 [140] 2.54 [100]	1.6 [0.62] THICK	1.6 [0.62] THICK
SOCKET	6651290-3	284-0112-12300	SOLDER TAIL (STANDARD)	5.08 [200] 4.06 [160]	3.2 [125] OR THINNER	1.6 [0.62] THICK
SOCKET	6651290-1	284-0112-11300	COMPLIANT TAIL	5.08 [200] 4.06 [160]	2.3 [0.93] OR THICKER	1.6 [0.62] THICK

 THIRD ANGLE PROJECTION UNLESS OTHERWISE SPECIFIED DIMENSIONS ARE IN METRIC [INCHES] TOLERANCES ANGLES ± .5° DECIMALS .XX ± .25 [.010] .X ± .5 [.020]	DRAWN HA NGUYEN	DATE 06/24/04	Tyco Electronics Corporation Menlo Park, Ca 94025 	
	CHECKED			TITLE SOCKET CONNECTOR, CROWNEDGE PN: 284-0112-12100/284-0112-12300 PN: 284-0112-11300
	APPROVED		SIZE B	DWG NUMBER C = 6651290
	APPROVED D. CHAU	06/25/04	REV. A	
	DCA APPROVED M. ALIM	07/21/04		
	ACAD FILE NUMBER C6651290A.DWG		DWG SCALE 2=1	
			SH 1 OF 5	

This drawing involves proprietary design rights of Tyco Electronics Corporation, and all design, manufacture, reproduction, use and sale rights regarding the same are reserved, none of which is intended for a specific purpose and the recipient by accepting this drawing, assumes custody and control and agrees to take reasonable precautions (a) that this drawing will not be copied and reproduced, in whole or in part, or its contents revealed in any manner, or to any person except to meet the purpose for which it was delivered and (b) that any special features peculiar to this design will not be incorporated in other projects without the expressed written permission of Tyco Electronics Corporation.

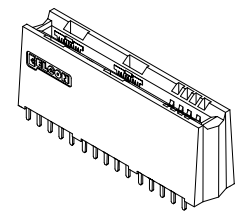
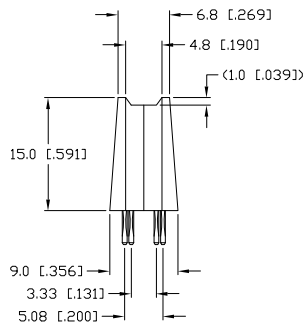
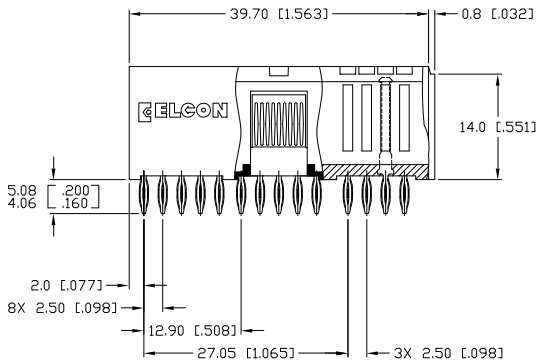
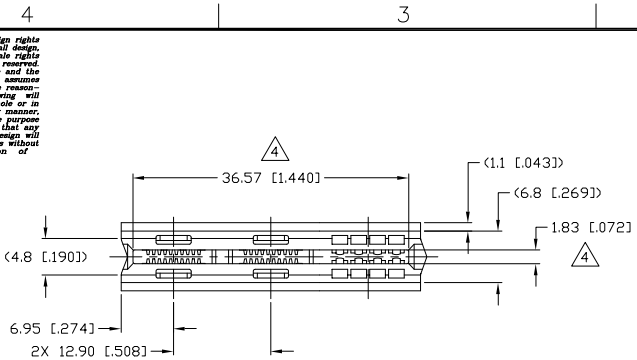


MM OR MM [INCH] THIRD ANGLE PROJECTION UNLESS OTHERWISE SPECIFIED DIMENSIONS ARE IN METRIC [INCHES] TOLERANCES ANGLES ± .5° DECIMALS .XX ± .25 [0.010] .X ± .5 [0.020]	DRAWN HA NGUYEN	DATE 06/24/04	 Tyco Electronics Corporation Menlo Park, Ca 94025 	TITLE	REV.
	CHECKED			SOCKET CONNECTOR, 3 SEG, CROWNEDGE STRAIGHT, 4 POWER, 8 SIGNAL, SOLDER	A
	APPROVED		PN: 284-0112-12100/284-0112-12300	SIZE B	DWG NUMBER C = 6651290
	APPROVED D. CHAU	06/25/04		DWG SCALE 2=1	SH 2 OF 5
	DCA APPROVED M. ALIM	07/21/04	ACAD FILE NUMBER C6651290A.DWG		

4 3 2 1

4 3 2 1

This drawing involves proprietary design rights of Tyco Electronics Corporation, and all design, manufacture, reproduction, use and sale rights regarding the same are reserved, none of which is intended for a specific purpose and the recipient by accepting this drawing, assumes custody and control and agrees to take reasonable precautions (a) that this drawing will not be copied and reproduced, in whole or in part, or its contents revealed in any manner, or to any person except to meet the purpose for which it was delivered and (b) that any special features peculiar to this design will not be incorporated in other projects without the expressed written permission of Tyco Electronics Corporation.



MM OR MM [INCH] THIRD ANGLE PROJECTION UNLESS OTHERWISE SPECIFIED DIMENSIONS ARE IN METRIC [INCHES] TOLERANCES ANGLES ± .5° DECIMALS .XX ± .25 [0.010] .X ± .5 [0.020]	DRAWN HA NGUYEN	DATE 06/24/04	 Tyco Electronics Corporation Menlo Park, Ca 94025 	TITLE	REV.
	CHECKED			SOCKET CONNECTOR, 3 SEG, CROWNEDGE STRAIGHT, 4 PWR, 8 SIGNAL, COMPLIANT PN: 284-0112-11300	A
	APPROVED		SIZE B	DWG NUMBER C = 6651290	
	APPROVED D. CHAU DCA APPROVED M. ALIM	06/25/04 07/21/04	ACAD FILE NUMBER C6651290A.DWG	DWG SCALE 2=1	SH 3 OF 5

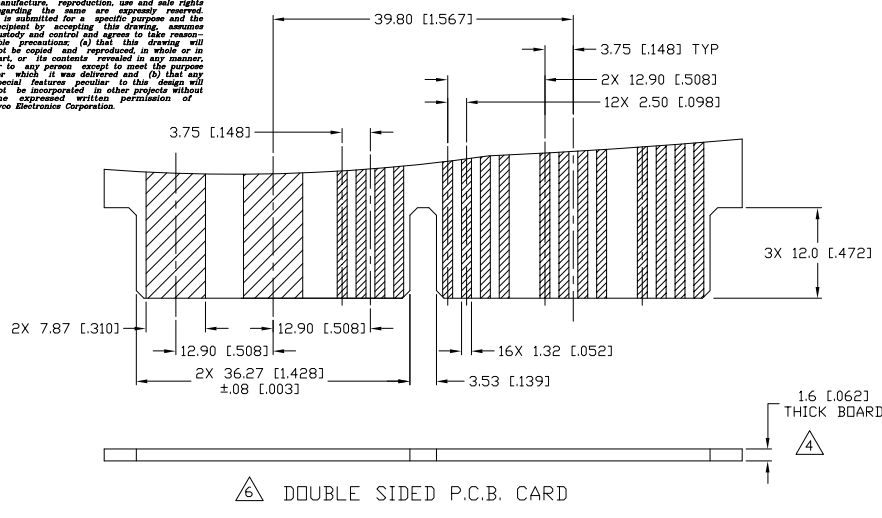
REVISIONS			
EC	REV	DESCRIPTION	DATE
SEE SHEET 1			

4 3 2 1

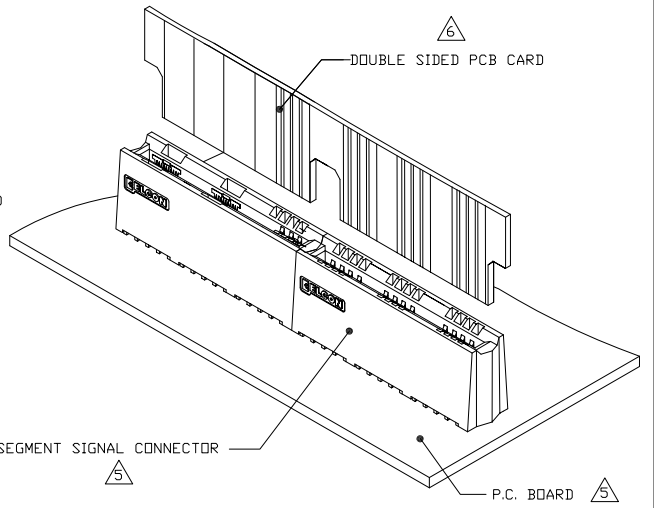
4 3 2 1

This drawing involves proprietary design rights of Tyco Electronics Corporation, and all design, manufacture, reproduction, use and sale rights regarding the same are expressly reserved. It is submitted for a specific purpose and the recipient by accepting this drawing, assumes custody and control and agrees to take reasonable precautions (a) that this drawing will not be copied and reproduced, in whole or in part, or its contents revealed in any manner, or to any person except to meet the purpose for which it was delivered and (b) that any special features peculiar to this design will not be incorporated in other projects without the expressed written permission of Tyco Electronics Corporation.

REVISIONS			
EC	REV	DESCRIPTION	DATE
SEE SHEET 1			

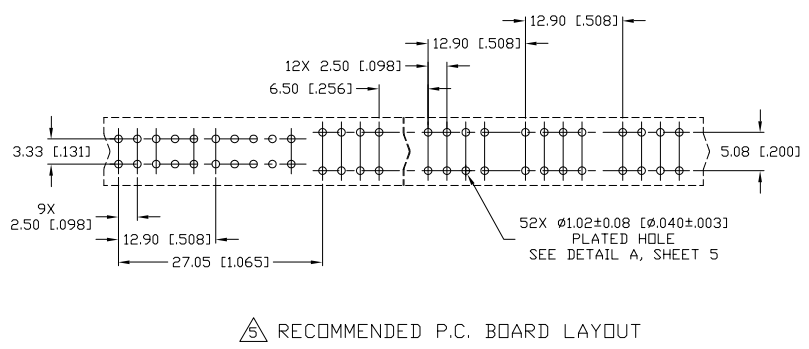


△ DOUBLE SIDED P.C.B. CARD



3-SEGMENT SIGNAL CONNECTOR △

P.C. BOARD △



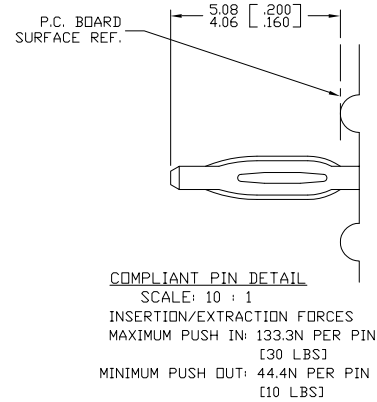
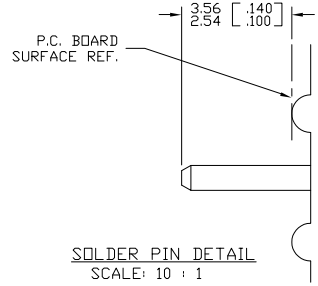
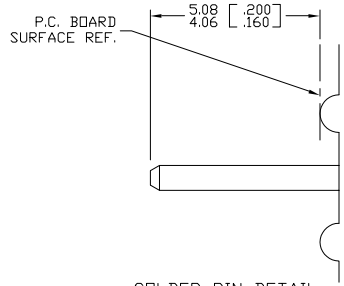
△ RECOMMENDED P.C. BOARD LAYOUT

MM OR MM [INCH] THIRD ANGLE PROJECTION UNLESS OTHERWISE SPECIFIED DIMENSIONS ARE IN METRIC [INCHES] TOLERANCES ANGLES ± .5° DECIMALS .XX ± .25 [0.010] .X ± .5 [0.020]	DRAWN HA NGUYEN CHECKED APPROVED D. CHAU DCA APPROVED M. ALIM ACAD FILE NUMBER C6651290A.DWG	DATE 06/24/04 06/25/04 07/21/04	 Tyco Electronics Corporation Menlo Park, Ca 94025 TITLE USER INFORMATION RECOMMENDED PC BOARD LAYOUT CROWNEDGE SIZE DWG NUMBER B C = 6651290 REV. A
DWG SCALE 2=1 SH 4 OF 5			

This drawing involves proprietary design rights of Tyco Electronics Corporation, and all design, manufacture, reproduction, use and sale rights regarding the same are reserved. None of it is admitted for a specific purpose and the recipient by accepting this drawing, assumes custody and control and agrees to take reasonable precautions (a) that this drawing will not be copied and reproduced, in whole or in part, or its contents revealed in any manner, or to any person except to meet the purpose for which it was delivered and (b) that any special features peculiar to this design will not be incorporated in other projects without the expressed written permission of Tyco Electronics Corporation.

REVISIONS			
EC	REV	DESCRIPTION	DATE
SEE SHEET 1			

B



RECOMMENDED PRINTED CIRCUIT HOLE
SOLDER OR COMPLIANT PRESS FIT
FINISHED HOLE: $\phi 1.02$ [.040] $\pm .08$ [.003]
DRILLED HOLE: $\phi 1.15$ [.0453] $\pm .013$ [.0005]
COPPER PLATE: .025 [.0010] MINIMUM (PER SURFACE)
TIN PLATE: .008 [.0003] MINIMUM (PER SURFACE)

DETAIL A

A

MM OR MM [INCH] THIRD ANGLE PROJECTION UNLESS OTHERWISE SPECIFIED DIMENSIONS ARE IN METRIC [INCHES] TOLERANCES ANGLES $\pm .5^\circ$ DECIMALS .XX $\pm .25$ [.010] .X $\pm .5$ [.020]	DRAWN HA NGUYEN	DATE 06/24/04	 Tyco Electronics Corporation Menlo Park, Ca 94025 	
	CHECKED			TITLE USER INFORMATION SOLDER & COMPLIANT TERMINATION CROWNEDGE
	APPROVED		SIZE B	DWG NUMBER C = 6651290
	APPROVED D. CHAU	06/25/04	REV. A	
	DCA APPROVED M. ALIM	07/21/04		
	ACAD FILE NUMBER C6651290A.DWG		DWG SCALE 2=1 SH 5 of 5	

4

3

2

1