

4

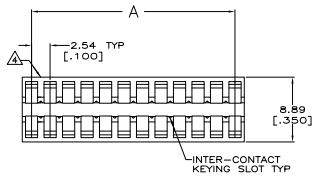
3

2

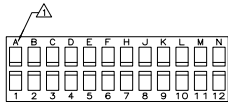
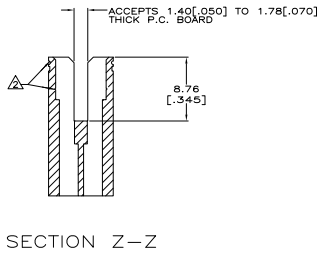
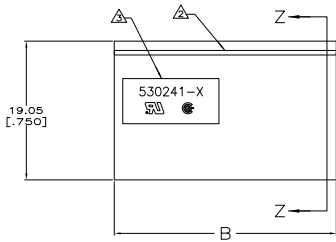
1

THIS DRAWING IS UNPUBLISHED. RELEASED FOR PUBLICATION
 © COPYRIGHT BY TYCO ELECTRONICS CORPORATION. ALL RIGHTS RESERVED.

LOC	DIST	REVISIONS			
P	LTR	DESCRIPTION	DATE	BY	APPD
P		ECO-05-015024	23JAN2007	RB	MM
P1		REV PER ECO-09-021510	10SEP09	KK	AEQ



- △ FIRST 22 POSITIONS MARKED WITH UPPER CASE LETTERS, FOLLOWED BY LOWER CASE LETTERS, FOLLOWED BY UPPER CASE AA, AB, AC, ETC. CHARACTERS G, I, O AND Q ARE OMITTED.
- △ OPTIONAL PULL GROOVES: THE PULL GROOVE LENGTH, SIZE AND LOCATION ARE AT THE DISCRETION OF THE MOLD VENDOR.
- △ HOUSING PART NUMBER, UL & CSA LOGO'S TO BE MOLDED IN THIS AREA. UL LOGO PER 1-18838-3, CSA LOGO PER 1-18839-3.
- △ DATE CODE TO BE MOLDED IN THIS AREA
- △ MATERIAL: GLASS FILLED POLYESTER. COLOR- BLACK.
- △ OBSOLETE PARTS: OBSOLETE CIS STREAMLINING PER D.RENAUD/D.SINISI



△ OBSOLETE	NO STAMPING	5.84 [-2.50]	2.54 [-1.00]	2	530241-3
		30.48 [1.200]	27.94 [-1.100]	12	530241-1
	INX STAMPED	B	A	POSN	PART NUMBER

THIS DRAWING IS A CONTROLLED DOCUMENT.		BY J. GALLUCCI BC 12-9-92	Tyco Electronics Corporation Harrisburg, PA 17105-3608	
DIMENSIONS: INCHES		CHK H ROSE 2/8/94	HOUSING, CRIMP SNAP TWIN LEAF, .100 CL. FOR CRIMPED CONTACT	
TOLERANCES UNLESS OTHERWISE SPECIFIED:		APPD -	SIZE CASE CODE DRAWING NO RESTRICTED TO	
0 PLC ± .010	1 PLC ± .015	PRODUCT SPEC -	A2	00779 C-530241
2 PLC ± .020	3 PLC ± .030	APPLICATION SPEC -	CUSTOMER DRAWING	
4 PLC ± 0.15(005)	ANGLES ± .5	WEIGHT -	SCALE 4:1	SHEET 1 of 1 REV P1