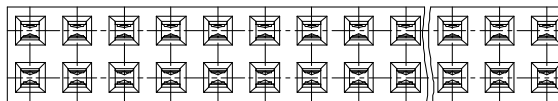


PRODUCT NUMBER  
87606-YXXXLF

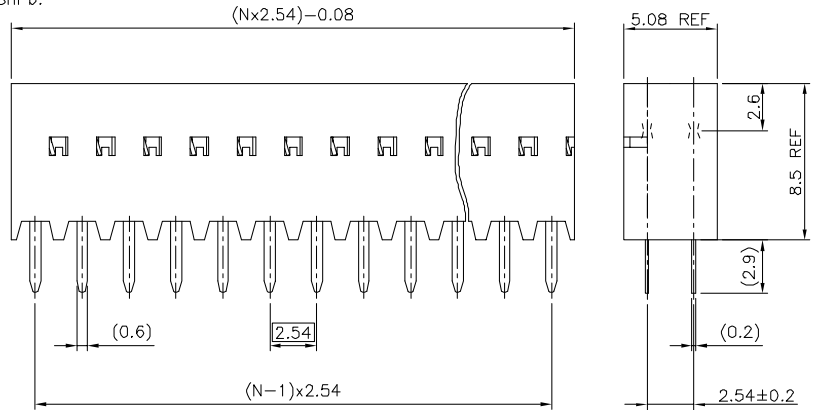
WHEN NEEDED, SUFFIX LETTER "LF"  
INDICATES THE PRODUCT IS RoHS  
COMPATIBLE, SEE NOTE 10  
OPTIONAL LETTER SEE NOTE 6  
NUMBER OF POSITIONS PER ROW: 02 TO 50.

PLATING CODE  
3= 0.76µm GOLD ON CONTACT AREA.  
3.81µm TIN-LEAD ON TAIL.  
4= 5µm TIN-LEAD ON CONTACT AREA.  
3.81µm TIN-LEAD ON TAIL.  
8= 0.38µm GOLD ON CONTACT AREA.  
3.81µm TIN-LEAD ON TAIL.  
WHEN SUFFIX "LF" IS REQUIRED, 2µm MIN MATTE  
TIN OVER 1.27 MIN Ni IS SUPPLIED INSTEAD OF SnPb.



NOTES:

- 1 - HOUSING MAT'L: THERMOPLASTIC GLASS FILLED  
FLAME RETARDANT PER UL 94 V-O COLOR: BLUE.
- 2 - TERMINAL MATERIAL: PHOSPHOR BRONZE.
- 3 - 2 UP TO 4 POSITIONS PRODUCT PACKED IN PLASTIC BOX.  
5 UP TO 50 POSITIONS PRODUCT PACKED IN TUBE.
- 4 - TO DETERMINE DIMENSIONS:  
N = NUMBER OF POSITIONS PER ROW  
EXAMPLE: 8 POS: (N x 2.54) - 0.08 = 20.24 mm
- 5 - HE13 PRINTING ON 87606-3XX PRODUCT.
- 6 - A LETTER "H" AT THE END OF THE PART NUMBER  
TO INDICATE A HIGH TEMP. PRODUCT  
HOUSING MAT'L: THERMOPLASTIC GLASS FILLED  
FLAME RETARDANT PER UL 94 V-O COLOR: GREY.
- 7 - RoHS COMPATIBLE PRODUCT SPECIFICATIONS
  - a - PLATING:
    - "LF" MEANS THE PRODUCT IS LEAD-FREE,  
2µm MINIMUM MATTE TIN OVER 1.27µm  
MINIMUM NICKEL UNDERPLATE.
  - b - MANUFACTURING PROCESS COMPATIBILITY
    - THE HOUSING WILL WITHSTAND EXPOSURE TO  
260°C ±5°C SOLDER BATH TEMPERATURE FOR  
5 SECONDS IN A WAVE SOLDER APPLICATION  
WITH A 1.6mm MIN THICK CIRCUIT BOARD.
  - c - LABELING:
    - MEETS PACKAGING SPECS AS PER GS-14-920
  - d - LEGAL STATEMENT: SEE GS-22-008
- 8 - PRINTING & HOLE PATTERN SEE NEXT SHEET.



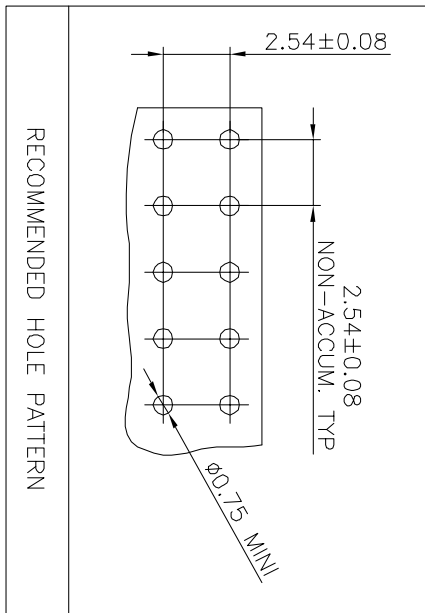
mat'l. code	surface	tolerance	projection	product family
SEE NOTE 1	ISO 1992	ISO 416 ISO 1101		DUBOX
Ltr	ecm	no	dr	date
K	F04	-0347	DLE	04.09.23
L	F05	-0230	DLE	05.08.08
M	F06	-0204	DLE	06.06.21
N	F07	-0109	DLE	07.01.16
H	F10353	DLE	01.06.20	chr
J	F04	-0345	DLE	04.09.22
sheet	revision	N	D	
index	sheet	1	2	

tolerance	projection	product family
ISO 1992	ISO 416 ISO 1101	DUBOX
tolerances unless otherwise specified	mm	
angles	linear	
±0.3	scale 5:1	
±2'		
dr	D LEGRAND	04.09.23
engr	P NIZZI	04.09.23
chr	D LE	04.09.23
appd	P NZ	04.09.23
title	BtB RECEPT. VERT DR TMT	
dwg no	sheet 1 of 2	size
87606		A3
type	CUSTOMER	Drawing



FCIconnect.com

Copyright FCI



RECOMMENDED HOLE PATTERN

mat'l. code		SEE SHEET 1		surface		tolerance		projection		product family	
ISO 1312		ISO 406 ISO 1101		ISO 1312		ISO 406 ISO 1101		mm		DUBOX	
Ltr		ecm no		dr		date		angles		title	
A		F04-0347		DLE		04.09.23		linear		BTB RECEPT.	
B		F05-0230		DLE		05.08.08		±0.3		VERT DR TMT	
C		F06-204		DLE		06.06.21		scale 5:1		dwg no	
D		F07-0109		DLE		07.01.16		D LEGRAND		87606	
sheet		revision		engr		P NIZZI		04.09.23		sheet 2 of 2	
index		sheet		chr		D LE		04.09.23		A4	
				pppd		P NZ		04.09.23		Drawing	

