

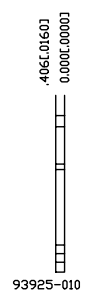
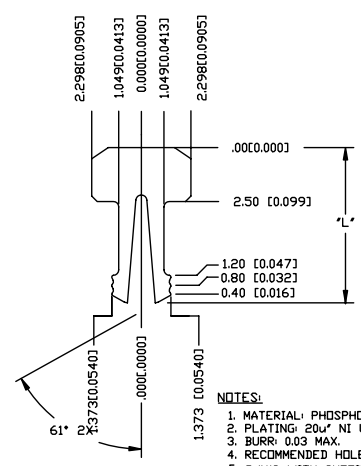
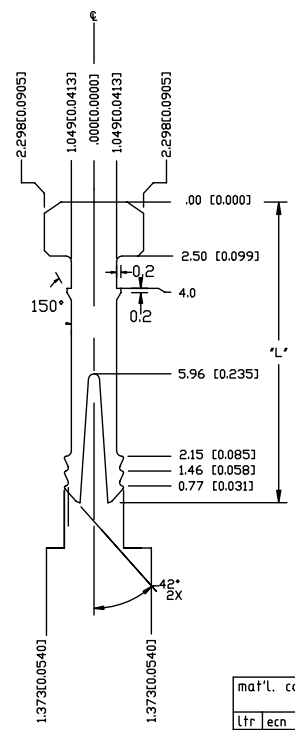
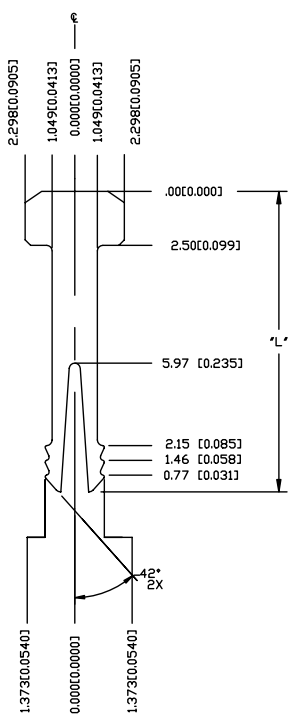
FCI CONFIDENTIAL



This document is the property of and includes CONFIDENTIAL and PROPRIETARY information of FCI. No part of the information shown on this document may be used in any way or disclosed to others without the written consent of FCI. Copyright © FCI.

PRODUCT NUMBER
SEE TABLE

PRODUCT NUMBER	APPLICATION	FOR USE WITH STANDOFF HEIGHT	DIM "L"
93925-001/001LF	SINGLE DECK	ZERO	8.16
93925-002/002LF	SINGLE DECK	2.00 & 2.20	10.36
93925-003/003LF	SINGLE DECK	4.00 & 4.30	12.46
93925-004/004LF	SINGLE DECK	5.00	13.16
93925-005/005LF	DOUBLE DECK	ZERO	13.96
93925-006/006LF	DOUBLE DECK	2.00 & 2.20	16.16
93925-007/007LF	DOUBLE DECK	4.00 & 4.30	18.26
93925-008/008LF	DOUBLE DECK	5.00	18.96
93925-009/009LF	SINGLE DECK	3.00	11.16
93925-010/010LF	SINGLE DECK	SPECIAL	7.20
93925-011/011LF	SINGLE DECK	5.00	13.16



- NOTES:
1. MATERIAL: PHOSPHOR BRONZE, C5191R-H.
 2. PLATING: 20u" NI UNDER 100u" Min. Tin.
 3. BURR: 0.03 MAX.
 4. RECOMMENDED HOLE SIZE: Ø2.3mm PLATED THRU.
 5. P/N'S WITH SUFFIX "LF" ARE LEAD FREE P/N'S
 6. PACKING STANDARD GS-14-920 WILL BE APPLIED FOR LEAD FREE P/N'S
 7. FOR LEAD FREE P/N, THE PRODUCT MEET EUROPEAN UNION DIRECTIVES AND OTHER COUNTRY REGULATION AS DESCRIBED IN GS-22-008

ONLY FOR 93925-011/011LF

mat'l. code		surface		tolerance		projection		product family	
ISO 1302		ISO 406		ISO 101		MM		PCMCIA HOLDOWN	
tolerances unless otherwise specified		angles		linear		scale		title	
F W03-0518 WL 05/29/03		G T03-0547 WL 12/11/03		H N05-0012 PH 01/19/05		J N07-0245 MZ 10/30/07		93925	
dr M.CLOUSER 11/15/93		enr D.BRANN 11/15/93		chr D.BRANN 11/15/93		ppd D.BRANN 11/15/93		dwg no 93925	
sheet index		revision sheet		J 1		type CUSTOMER		Drawing	

PDM! Rev:J STATUS Released Printed: Oct 12, 2010 6

form: A3