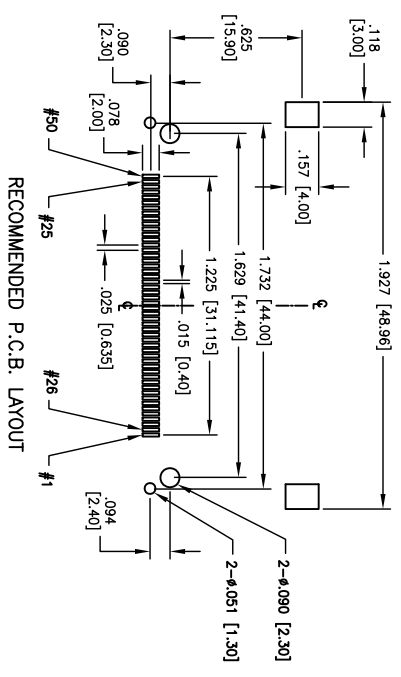
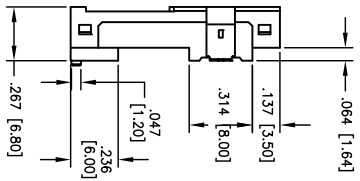
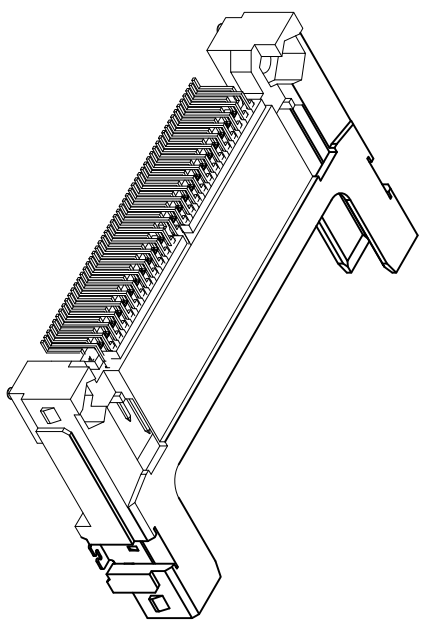
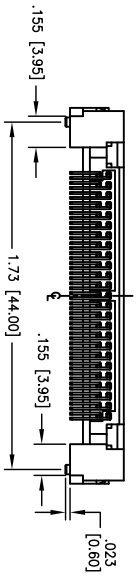
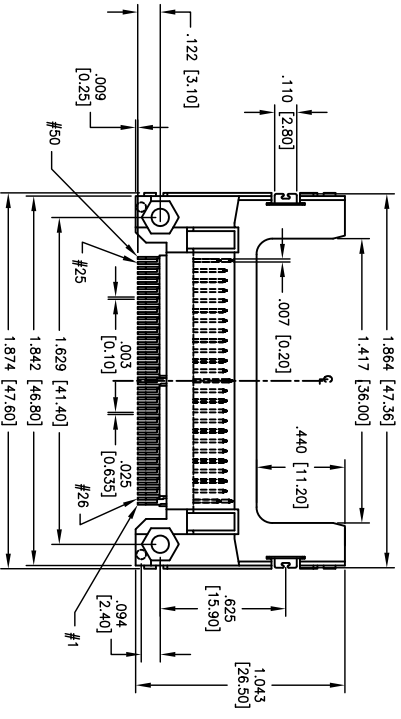
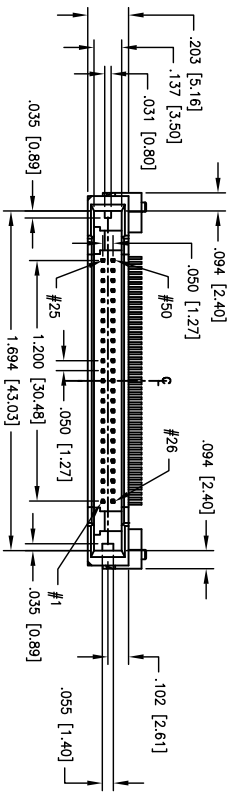


Rev	AWO #	Description	Date	Appr
-		RELEASED	8/24/07	
A		ADDED MATING & LIFE CYCLES	8/27/07	
B		REVISED SHAPE	3/10/10	

APPROVED: _____
 DATE: _____ TITLE: _____



POWER	5.00mm	1.13, 38, 50
GENERAL	4.25mm	all other pins
DETECT	3.50mm	25, 26
Pin type	Interface Dim. L	Pin No.

SPECIFICATIONS:
 Material: LCP, glass reinforced, rated UL 94V-0
 Insulator color: Beige
 Contacts: Brass
 Plating: Gold Flash over Nickel underplate on contact area, Tin over Copper underplate on SMT tails
 Electrical:
 Operating voltage: 100 VAC max
 Current rating: 0.5 Amps max
 Contact resistance: 40 mohms
 Insulation resistance: 1000 Mohms min
 Dielectric withstanding voltage: 500 VAC for 1 minute
 Mechanical:
 Life Cycles: 10K mating cycles min.
 Mating Force: 28.8N max.
 Unmating Force: 4.9N Min. / 24.5N Max.
 Temperature Rating:
 Operating temperature: -20°C to +90°C
 Environmental:
 Lead free, RoHS compliant.
 Recommended soldering temp: 260°C for 5 sec.

ADAM TECH

909 Rahway Avenue, Union, NJ 07083
 Phone: 908-687-5000 Fax: 908-687-5710

TITLE: COMPACT FLASH HEADER, TYPE 1,
 SURFACE MOUNT

UNLESS OTHERWISE SPECIFIED ALL DIMENSIONS ARE INCHES [MM]	
TOLERANCES: EXCEPT AS NOTED	
INCHES	
.X	± .10
.XX	± .020
.XXX	± .015
.XXX	± .015
HOLES	
Ø.X	± .10
Ø.XXX	± .015
Ø.XXX	± .010
APPROVALS	
DRAWN	SS
CHECKED	
APPROVED	
DATE	8/24/07

SIZE	PART NO.	REV.
X	CF1-50-A-SG	B
REF: S0009T	SCALE: NTS	SHEET 1 OF 1