

4

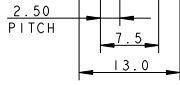
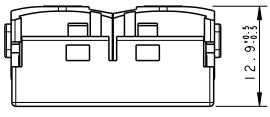
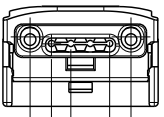
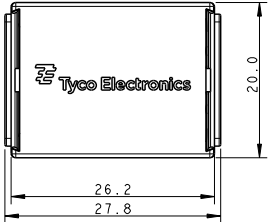
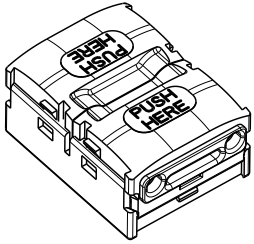
3

2

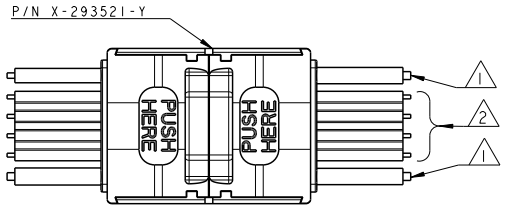
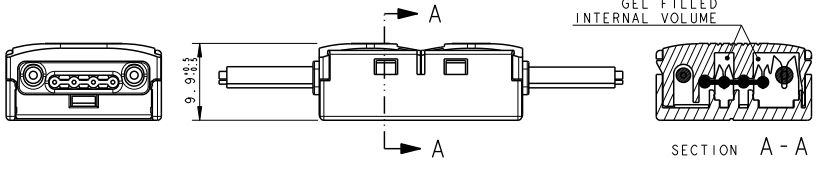
1

THIS DRAWING IS UNPUBLISHED. RELEASED FOR PUBLICATION 2009
COPYRIGHT 2009 BY TYCO ELECTRONICS CORPORATION. ALL INTERNATIONAL RIGHTS RESERVED.

LOC		DIST		REVISIONS				
P	LTR	DESCRIPTION	DATE	DWN	APVD			
A		REVISED PER ECR-10-014988	27JUL2010	HMR	PP			

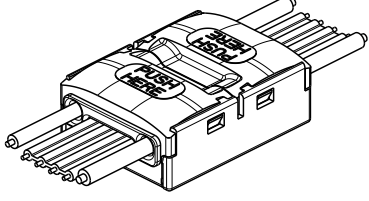
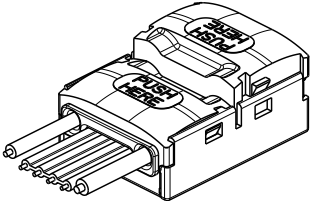


APPLICATION (FULLY LOADED : ALL WIRES CRIMPED)



PARTIAL TERMINATION (ONE SIDE)

COMPLETE TERMINATION (BOTH SIDES)



5-293521-1	TRANSPARENT
293521-1	TRANSPARENT
PART NUMBER	COLOR

1 SINGLE CABLE (SOLID TINNED WIRE);
20AWG, 18AWG, 0.50mm², 0.75mm²;
INSULATION DIAMETER: 2.20mm MAX;
INSULATION MATERIAL: PVC.

2 RIBBON CABLE, 4 WIRES
PITCH 2.50±0.10mm, MAX WIDTH: 8.7mm
AWG26/7 (FUSED TINNED STRANDS) OR
AWG24/7 (FUSED AND NON FUSED TINNED STRANDS);
INSULATION MATERIAL: PVC.

3 CONNECTOR TERMINATIONS ACHIEVED BY ALLIGATOR PLIERS.
APPLICATION ACCORDING TE APPLICATION SPEC 114-19131

DIMENSIONS: mm		TOLERANCES UNLESS OTHERWISE SPECIFIED: 0 PLC ±0.5 1 PLC ±0.3 2 PLC ±0.1 3 PLC ± 4 PLC ± ANGLES		DWN 29APR2009 Erik Derks CHK 29APR2009 Erik Derks APVD 22jun09 Giovanni Turco PRODUCT SPEC APPLICATION SPEC WEIGHT CUSTOMER DRAWING	NAME SIZE CAGE CODE DRAWING NO A3 00779 C-293521	Tyco Electronics AMP Italia S.r.l. C.so F.lli Cervi, 15 - Collegno (TO) 4 POS. SEALED CONNECTOR FOR LED LIGHTING APPLICATION STANDARD VERSION RESTRICTED TO
MATERIAL PC UNFILLED TRANSPARENT COLOURS ACC. TO UL94-V0 (3mm)		FINISH		SCALE 2:1 SHEET 1 OF 1 REV A		

1470-19 (2/09)