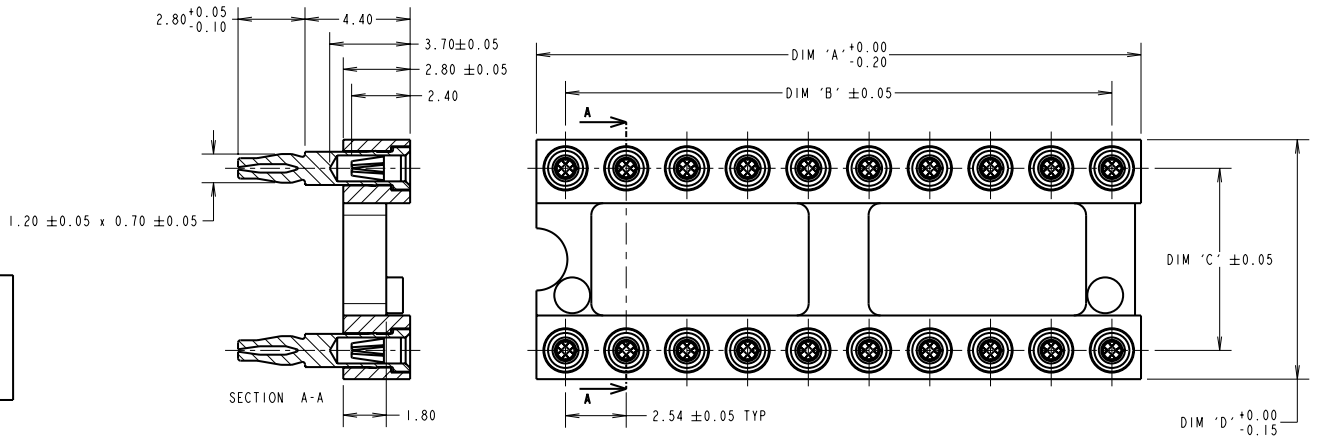
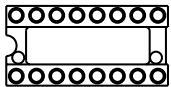


Customer Information Sheet

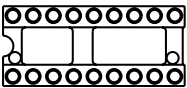
DRAWING No.: D26XX-42 SHEET 2 OF 2 IF IN DOUBT - ASK (C) NOT TO SCALE THIRD ANGLE PROJECTION ALL DIMENSIONS IN mm



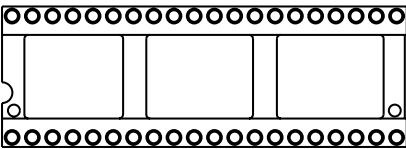
ORDER CODE:
D26XX-42
No. OF WAYS
SEE TABLE
FINISH
GOLD CLIP, 100% TIN SHELL



STYLE 1



STYLE 2



STYLE 3

SPECIFICATION:
MATERIAL:
 Moulding = GLASS FILLED PCT, BLACK, UL94V-0
 CONTACT SHELL = BRASS
 CONTACT CLIP = BERYLLIUM COPPER
FINISH:
 CONTACT SHELL = 5µ 100% TIN OVER NICKEL
 CONTACT CLIP = 0.25µ GOLD OVER NICKEL
ELECTRICAL:
 CURRENT RATING = 1 AMP
 VOLTAGE RATING = 100V AC, 150V DC
 CONTACT RESISTANCE = 10 MILLIOHMS MAX
 INSULATION RESISTANCE = 10,000 MEGOHMS MIN
 DIELECTRIC WITHSTANDING = 1000V AC MIN
MECHANICAL:
 INSERTION FORCE (Ø0.46mm GAUGE) = 3.0N MAX
 WITHDRAWAL FORCE (Ø0.46mm GAUGE) = 0.3N MIN
 SOLDERABILITY = 260°C FOR 5 SECONDS
 DURABILITY = 100 CYCLES
ENVIRONMENTAL:
 TEMPERATURE RANGE = -55°C TO +125°C
PACKING:
 TUBE
 FOR COMPLETE SPECIFICATION, SEE COMPONENT SPECIFICATION C004XX (LATEST ISSUE)

| PART No. | No. OF WAYS | STYLE (SEE NOTE 3) | DIM 'A' | DIM 'B' | DIM 'C' | DIM 'D' |
|----------|-------------|--------------------|---------|---------|---------|---------|
| D2606-42 | 6 | 1 | 7.60 | 5.08 | 7.62 | 10.02 |
| D2608-42 | 8 | 1 | 10.10 | 7.62 | 7.62 | 10.02 |
| D2614-42 | 14 | 1 | 17.70 | 15.24 | 7.62 | 10.02 |
| D2616-42 | 16 | 1 | 20.30 | 17.78 | 7.62 | 10.02 |
| D2618-42 | 18 | 2 | 22.80 | 20.32 | 7.62 | 10.02 |
| D2620-42 | 20 | 2 | 25.30 | 22.86 | 7.62 | 10.02 |
| D2622-42 | 22 | 2 | 27.80 | 25.40 | 10.16 | 12.56 |
| D2624-42 | 24 | 2 | 30.40 | 27.94 | 15.24 | 17.64 |
| D2628-42 | 28 | 2 | 35.50 | 33.02 | 15.24 | 17.64 |
| D2632-42 | 32 | 2 | 40.60 | 38.10 | 15.24 | 17.64 |
| D2640-42 | 40 | 3 | 50.60 | 48.26 | 15.24 | 17.64 |

| | | | |
|------------------------|------|----------|--------|
| SM | 4 | 04.05.10 | 10777 |
| NAME | ISS. | DATE | C/NOTE |
| APPROVED: S. MCCULLAGH | | | |
| CHECKED: R. ADDE | | | |
| DRAWN: D. BECK | | | |
| CUSTOMER REF.: | | | |
| ASSEMBLY DRG: | | | |

- NOTES:
 1. RECOMMENDED HOLE SIZE = Ø1.09-0.94mm.
 RECOMMENDED BOARD THICKNESS = 1.5 TO 2.0mm.
 RECOMMENDED MATING PIN = Ø0.40 TO 0.56mm
 2. ALL TOLERANCES ARE ±0.25 UNLESS OTHERWISE STATED.
 3. STYLE REFERS TO NUMBER OF CENTRE BARS ONLY.

HARWIN

| | | |
|--|--|--|
| HARWIN USA TEL: 603 893 5376 FAX: 603 893 5396 mis@harwin.com | HARWIN Europe (UK) TEL: 023 9231 4545 FAX: 023 9231 4590 mis@harwin.co.uk | HARWIN Asia TEL: +65 6 779 4909 FAX: +65 6 779 3868 mis@harwin.com.sg |
|--|--|--|

THIS DRAWING AND ANY INFORMATION OR DESCRIPTIVE MATTER SET OUT HEREON ARE CONFIDENTIAL AND COPYRIGHT PROPERTY OF THE HARWIN GROUP AND MUST NOT BE DISCLOSED, LOANED, COPIED OR USED FOR MANUFACTURING, TENDERING OR FOR ANY OTHER PURPOSE WITHOUT THEIR WRITTEN PERMISSION.

TOLERANCES
 X.X = ±1mm
 X.XX = ±0.25mm
 X.XXX = ±0.10mm
 X.XXX = ±0.01mm
 ANGLES = 30°
 UNLESS STATED

MATERIAL:
 SEE ABOVE

FINISH:
 SEE ABOVE

S/AREA: mm²

TITLE:
 DIL IC SOCKET
 OPEN FRAME, PRESS FIT

DRAWING NUMBER:
 D26XX-42

SHT
 2 OF 2