



Series 700 Elevator Strip-Line Sockets with Bifurcated Contacts

FEATURES:

- For elevated mounting of LCDs and other odd-centered or high pin count components.
- Any height from .360 to 2.000 [9.14 to 50.80].
- Optional spacer available for mounting on .300 [7.62], .600 [15.24], .900 [22.86], 1.100 [27.94], and 1.300 [33.02] centers. Consult factory for other sizes.

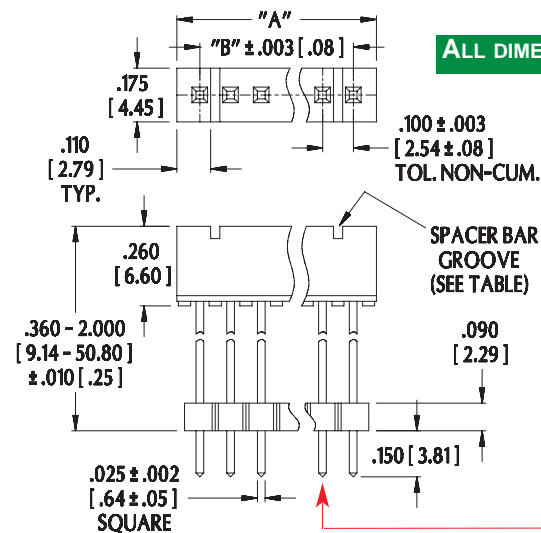
SPECIFICATIONS:

- Body is black UL 94-V0 Glass-filled 4/6 Nylon.
- Pin is Grade A Phosphor Bronze per QQ-B-750.
- Optional spacer is FR-406, .032 [.81] thick.
- Pin plating is
 - 11 = 10μ [25μm] min. Gold per MIL-G-45204 over 50μ [1.27μm] min. Nickel per SAE-AMS-QQ-N-290.
 - 10 = 200μ" min. Matte Tin per ASTM B545-97 over 50μ" min Nickel per SAE-AMS-QQ-N-290.
 - 10TL = 200μ" min. 90/10 Tin/Lead per MIL-T-10727 Type 1 over 50μ" min Nickel per SAE-AMS-QQ-N-290.
- Current rating=1.5 Amp.
- Operating temperature=-67°F to 221°F [-55°C to 105°C] Tin &
 - Tin/Lead plating, = -67°F to 257°F [-55°C to 125°C] Gold.


- Insertion Force=110 grams/pin average; Withdrawal Force=75 grams/pin average.
- Accepts flat leads up to .014 x .020 wide [.36-.51], round leads up to .020 [.51] in diameter.
- Socket accepts lead lengths from seating plane .080-.160 [2.03-4.06].

MOUNTING CONSIDERATIONS:

- Suggested PCB hole size=.045 ± .002 [1.14 ± .05] dia.
- "A"=(NO. OF PINS X .100 [2.54]) + .050 [1.27]
- "B"=(NO. OF PINS PER ROW - 1) X .100 [2.54]

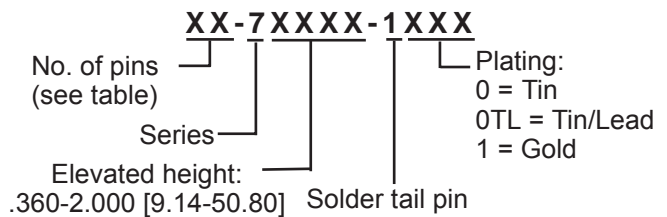


No. of Pins	No. of Grooves
20	2
25	2
30	2
34	3
40	2

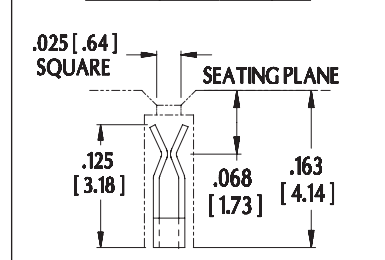


Note: Aries specializes in custom design and production. In addition to the standard products shown on this page, special materials, platings, sizes, and configurations can be furnished, depending on quantities. Aries reserves the right to change product specifications without notice.

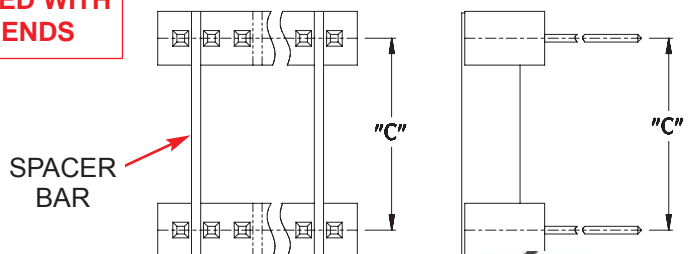
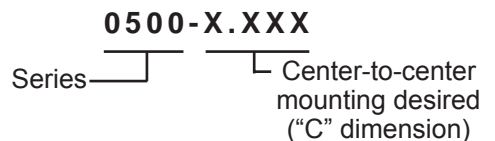
ORDERING INFORMATION



CONTACT DETAIL



ORDERING INFORMATION (for spacer bar)



PINS MAY BE SUPPLIED WITH CUT ENDS



http://www.arieselec.com • info@arieselec.com

Bristol, PA USA
 TEL: (215) 781-9956
 FAX: (215) 781-9845



12010
 REV. F