

## IBS RL 24 BK RB-T-T

Order No.: 2731063


The illustration shows version IBS RL 24 BK RB-LK-LK



<http://eshop.phoenixcontact.de/phoenix/treeViewClick.do?UID=2731063>


Bus coupler with remote bus branch for INTERBUS; twisted pair with 500 kbaud, rugged metal housing with IP67 protection, tool-free mounting on a separate mounting plate, can be used directly on welding robots



Commercial data	
GTIN (EAN)	 4 017918 185640
Note	Made-to-order
sales group	K520
Pack	1 pcs.
Customs tariff	85389091
Catalog page information	Page 284 (AX-2011)

**Product notes**

WEEE/RoHS-compliant since:  
01/08/2008



<http://www.download.phoenixcontact.com>  
Please note that the data given here has been taken from the online catalog. For comprehensive information and data, please refer to the user documentation. The General Terms and Conditions of Use apply to Internet downloads.

### Product description

INTERBUS Ruggedline modules are provided for harsh ambient conditions or in the case of high requirements regarding system diagnostics. To ensure maximum availability, these modules are equipped with a zinc die-cast housing (IP67). Therefore, they can be installed in the direct vicinity of welding tongs.

Each Ruggedline module consists of a mounting plate and an electronics module. The electronics module is snapped onto the mounting plate and fixed with two screws if necessary.

I/O errors can be clearly localized by means of extended diagnostics. Short-circuits of the power supply of the sensors, for example, are reported in groups of 4 inputs. And, in the case of a short-circuit at an output, the respective output is even reported directly. This information will be made available to the controller and displayed at the module.

In the case of modules with fiber optic connection, the diagnostics capability even goes one step further. By using the latest fiber optic technology, the quality of the transmission path is permanently ascertained and optimally adjusted. This information is available to the controller and at the module. Due to these additional features, slow deterioration of the transmission path can be detected before errors occur during transmission or transmission is interrupted.

In the case of Ruggedline modules, the bus medium can be selected. Apart from versions with fiber optic connection (polymer fiber), there are modules which are used with twisted pair cables. The bus medium can be changed from FO installation to a copper medium at any time using the corresponding plug-in adapters.

The bus is connected by means of IP67 plug connectors, which transport both the bus signal and the power supply to the modules. For easy preparation, the power supply cable is connected to the plug using the QUICKON fast connection method, and connection of the fiber optic cable is made using a simple cutting and assembly tool; additional polishing is not necessary.

If a fiber optic bus cable is assembled by the user, e.g. the bridge between 2 modules, it must be at least one meter long. For shorter cable bridges, please use only cable bridges from Phoenix Contact.

## Technical data

### General data

Width	179 mm
Height	67 mm
Depth	71 mm
Note on dimensions	With bus connectors and mounting plate
Weight	610 g
Mounting type	Wall mounting
Ambient temperature (operation)	0 °C ... 55 °C
Ambient temperature (storage/transport)	-25 °C ... 70 °C
Permissible humidity (operation)	100 %
Permissible humidity (storage/transport)	95 % (no condensation)
Air pressure (operation)	860 hPa ... 1080 hPa (up to 1500 m above mean sea level)
Air pressure (storage/transport)	660 hPa ... 1080 hPa (up to 3500 m above mean sea level)
Degree of protection	IP67, when screwed together
Protection class	III, IEC 61140, EN 61140, VDE 0140-1
Air and creepage distances	According to EN 50178: 1998

### Interface

Fieldbus system	INTERBUS
Name	Remote bus
Connection method	Copper via IP67 RL plug connectors
Transmission speed	500 kBaud

**Power supply for module electronics**

Supply voltage	24 V DC
Supply voltage range	18.5 V DC ... 32 V DC (including ripple)
Ripple	Max 3.6 V <sub>pk-pk</sub> within the permissible voltage range
Current consumption	Typ. 120 mA

**Certificates / Approvals**



Certification CUL, UL

**Accessories**

Item	Designation	Description
<b>Assembly</b>		
2731128	IBS RL AP	Mounting plate for Ruggedline devices

**Cable/conductor**

2820000	IBS PWR/5	Power supply cable, gray, welding-splash-resistant in standard applications, 5 x 1.5 mm <sup>2</sup> , sold by the meter
2731775	IBS PWR/5HD/F	Power supply cable, gray, welding-splash-resistant in standard applications, 5 x 1.5 mm <sup>2</sup> , highly stranded, sold by the meter
2806286	IBS RBC METER-T	Remote bus cable for permanent installation, sold by the meter
2723123	IBS RBC METER/F-T	Remote bus cable for flexible installation, sold by the meter
2733061	IBS RL CONNECTION-T	Assembled cable jumper as a short connection between two INTERBUS Rugged Line devices with copper bus connectors and power supply, approximately 30 cm

**General**

2743705	IBS RL SYS PRO UM	User manual, German, for configuring and installing the Rugged Line product range, only available as a download.
---------	-------------------	--

**Marking**

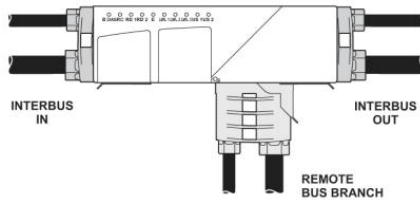
2734727	IBS RL MARKER-G-SET	100 large metal marking labels
2734730	IBS RL MARKER-K-SET	100 small metal marking labels
2732729	IBS RL MARKER-SET	Set of 50 small and 50 large metal marking labels

**Plug/Adapter**

2780878	IBS CCO-PSF/L	M23 power supply connector, female connector, 6-pos.
2759906	IBS CCO-PSM/L	M23 power supply connector, male connector, 6-pos.
2759883	IBS CCO-R/L	M23 solder connection for bus connector set, male/female connector, 9-pos. (8+1)
2734109	IBS RL 24 ADAP-M23/T	INTERBUS Rugged Line adapter for converting the remote bus connection and the power supply from M23 circular connector to twisted pair
2734112	IBS RL 24 ADAP-T/M23	INTERBUS Rugged Line adapter for converting the remote bus connection and the power supply from twisted pair to M23 circular connector
2731898	IBS RL PLUG-T	Connector for the copper wire bus and for the power supply with screw connection method
2734196	IBS RL PLUG-T-F	Connector for the copper wire bus and for the power supply with spring-cage connection method
1683455	SAC-3P-M12Y/2XM12FS PE	Y-distributor, 3-pos. +PE, straight connector M12 on 2 x straight socket M12

**Diagrams/Drawings**

Connection diagram



**Address**

PHOENIX CONTACT Inc., USA  
586 Fulling Mill Road  
Middletown, PA 17057, USA  
Phone (800) 888-7388  
Fax (717) 944-1625  
<http://www.phoenixcon.com>



© 2011 Phoenix Contact  
Technical modifications reserved;