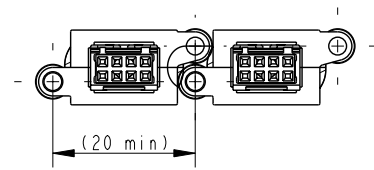
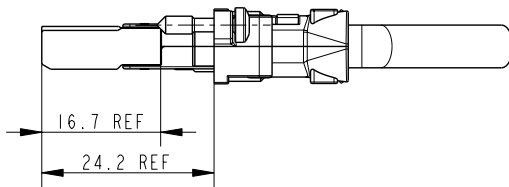
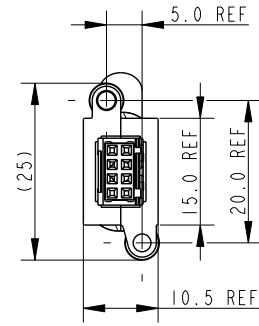
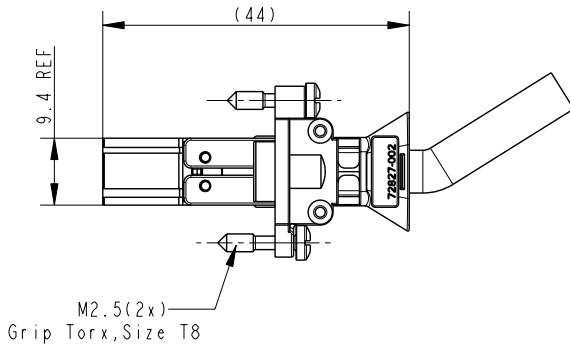


LEAD FREE PRODUCT NO.

72831-X01LF

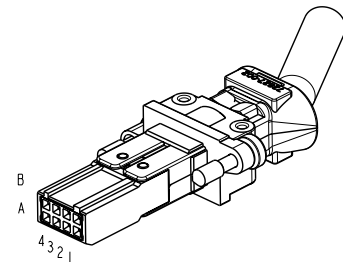


Mouting information

NOTES:

1. BODY MATERIAL..... 30% GLASS FILLED POLYAMIDE
FLAME RETARDENT ACC. UL 94-V0
2. COVER MATERIAL..... ZINC ALLOY
3. TERMINAL MATERIAL..... TINBRONZE
4. CLAMP MATERIAL..... STAINLESS STEEL
5. CUP SPRING MATERIAL..... HARDENED STEEL, INNER Ø5
SURFACE COATING..... Sn OVERALL, Ni AS BARRIER COATING
6. SCREW MATERIAL..... STEEL
7. TUBULAR RIVET MATERIAL... BRASS
8. PRODUCT MARKING..... PART NUMBER & MANUFACT. DATE
9. RoHS INFORMATIONS:

-This "LF" product meets European Union Directives and other country regulations as described in GS-22-008.
-This product is not intended to be exposed to a manufacturing solder process.
-Packaging Spec: GS-14-920.



Copyright FCI.

rev	ecn no	dr	date
E	B20112	BB	2002/06/30
F	LS05-0102	JTA	2005/11/12
G	LS06-0084	LGO	2006/07/09
H	LS06-0143	LGO	2006/09/25
J	LS07-0255	JTA	2007/11/13
-	-	-	-
-	-	-	-

Performance Level	
72831-1XXLF	Telcordia Co
72831-2XXLF	Customer Special



CONVERSION ACCORDING GS-STANDARDS

www.fciconnect.com			surface ISO 1302	- ✓	tolerance std ISO 406 ISO 1101	projection mm	← →	
			TOLERANCES UNLESS OTHERWISE SPECIFIED					
Dr	B.Beirinckx	2002/06/30	ANGULAR	LINEAR	0.X	±0.3	size A4	Scale 1:1
Eng	G.Nys	2002/06/30			0.XX	±0.1		
Chr	W.Panis	2002/06/30	0°	±2°	0.XXX	±0.05	ECN	LS07-0195
Appr	W.Panis	2002/06/30	Product family			SOFIX SHIELDED	Spec ref	RELEASED
		title MINICONCEPT, CABLE CONNECTOR, SIGNAL IDC 8 pos.			dwg no 72831_C		Rev. J	
catalog no		CUSTOMER COPY			sheet 1 of 3			

REV F - 2006-04-17

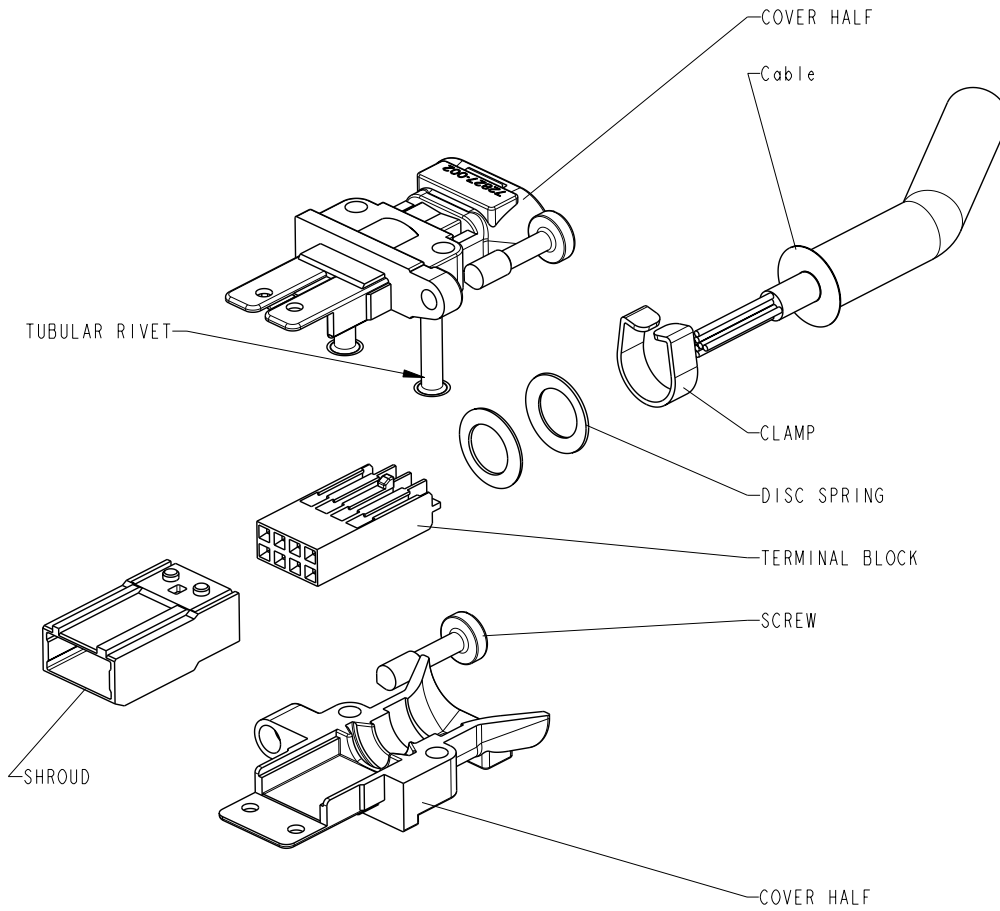
PDM: Rev:J

STATUS:Released

Printed: Aug 01, 2010



Copyright FCI.



STANDARD VERSION SHOWN

www.fciconnect.com			surface - ✓ ISO 1302		tolerance std ISO 406 ISO 1101		projection 		mm 		
			TOLERANCES UNLESS OTHERWISE SPECIFIED								
Dr	B.Beirinckx	2002/06/30	ANGULAR	LINEAR	0.X	±0.3	size A4	Scale 3:2			
Eng	G.Nys	2002/06/30			0.XX	±0.1					
Chr	W.Panis	2002/06/30	0° ±y°		0.XXX	±0.05	ECN	LS07-0195			
Appr	W.Panis	2002/06/30	Product family			SOFIX SHIELDED		Spec ref	RELEASED		
			title MINICONCEPT, CABLE CONNECTOR, SIGNAL IDC 8 pos.			dwg no 72831_C			Rev. J		
catalog no			CUSTOMER COPY			sheet 2 of 3					

REV F - 2004-04-17

LEAD FREE PART NUMBER

Kit: 72831-X01LF	
COMPONENTS	QTY
SCREW	2
TUBULAR RIVET	2
DISC SPRING	2
CLAMP	1
COVER HALF	1
COVER HALF	1
TERMINAL BLOCK	1
SHROUD	1
CABLE	1



Dimension with oval around are critical dimensions including any attached geometrical tolerance. Other features or stand-alone geometrical tolerances being critical have a note "CRITICAL FEATURE" below the item

A symbol (x: drawing current revision) will be next to any dimension, view or note which has been modified with the current drawing revision



Copyright FCI.

www.fciconnect.com			surface ISO 1302	- ✓	tolerance std ISO 406 ISO 1101	projection 	mm ↔
			TOLERANCES UNLESS OTHERWISE SPECIFIED				
Dr	B.Beirinckx	2002/06/30	ANGULAR	LINEAR	0.X	±0.3	size A4
Eng	G.Nys	2002/06/30			0.XX	±0.1	
Chr	W.Panis	2002/06/30			0° ±r°	0.XXX	±0.05
Appr	W.Panis	2002/06/30	Product family			SOFIX SHIELED	Spec ref RELEASED
		title MINICONCEPT, CABLE			dwg no 72831_C		Rev. J
		catalog no			CUSTOMER COPY		sheet 3 of 3

REV F - 2004-04-17