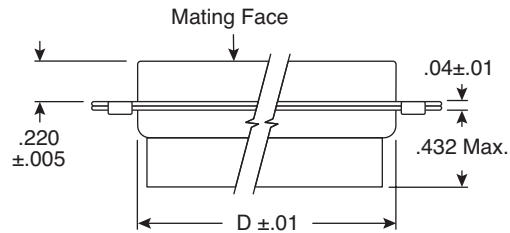
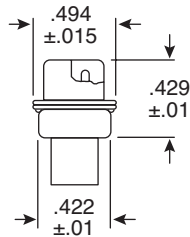
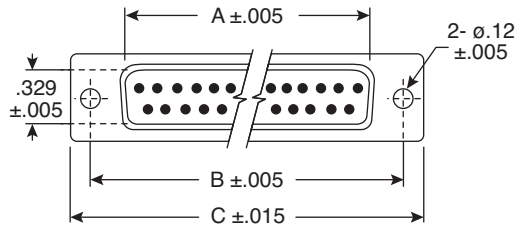
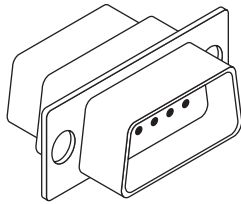


# D-Sub Connectors

156-1410, 156-1416, 156-1426, 156-1438



D-Sub Connectors



Dimensions: In.

| Mouser Stock No. | No. of Contacts | Dimensions (In.) |       |       |       |
|------------------|-----------------|------------------|-------|-------|-------|
|                  |                 | A                | B     | C     | D     |
| 156-1410         | 9               | .666             | .984  | 1.210 | .759  |
| 156-1416         | 15              | .994             | 1.310 | 1.540 | 1.080 |
| 156-1426         | 25              | 1.530            | 1.850 | 2.090 | 1.630 |
| 156-1438         | 37              | 2.180            | 2.500 | 2.730 | 2.270 |

| MATERIALS  |                           |
|------------|---------------------------|
| Shell:     | Steel, Zinc or Tin-Plated |
| Insulator: | Glass Filled Nylon        |

| SPECIFICATIONS        |                        |
|-----------------------|------------------------|
| Type:                 | Connector Plug Housing |
| Current Rating:       | 5A                     |
| Dielectric Strength:  | 1000V for 1 Minute     |
| Insulator Resistance: | 1000MΩ min. @ 500VDC   |
| Temperature:          | -55°C ~ +105°C         |

156-1410, 156-1416, 156-1426, 156-1438

Date Last Revised: 10-18-05

Available from Mouser Electronics  
1-800-346-6873  
www.mouser.com

KC-300658

Specifications are subject to change without notice. No liability or warranty implied by this information. Environmental compliance based on producer documentation.