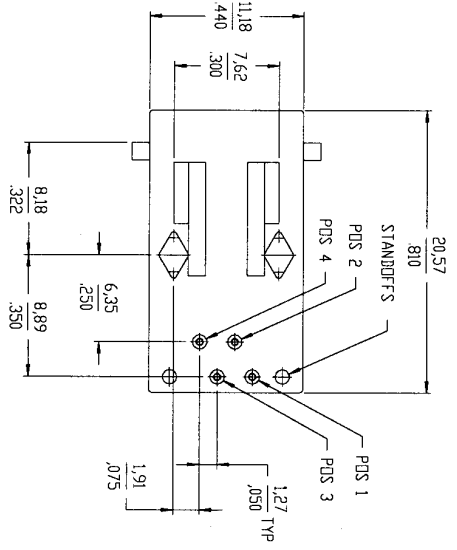
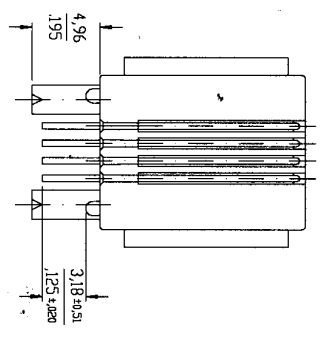
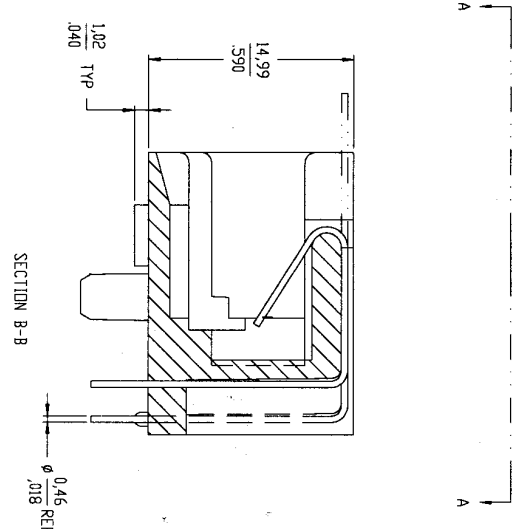
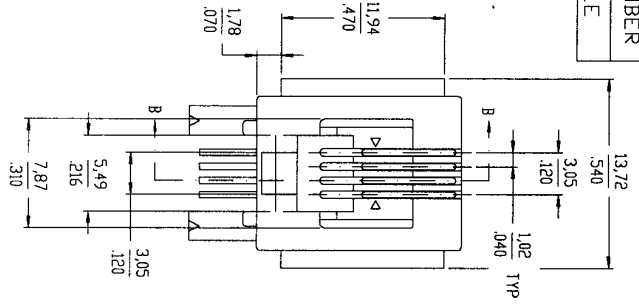




PRODUCT NUMBER
SEE TABLE



| litt | ech no | dr | date | lineor | tolerances unless otherwise specified | CUSTOMER COPY | projection | title |
|------|----------|-----|----------|---------|---------------------------------------|---------------|------------|---------------------|
| F | T10160 | FP | 05/08/91 | | XX ±.01/XX.3 | | | 4 POS HORIZONTAL |
| G | S20252 | EC | 08/09/92 | | XXXX ±.0020/XXX±.051 | | | PC.B. MOD JACK ASSY |
| H | S30240 | EC | 21/07/93 | origles | 0' ±Z' | | | MODJACK |
| J | S80281 | BL | 12/18/98 | dr | | | | |
| K | S00022 | BL | 06/01/00 | engr | | | | |
| L | M05-0067 | MHT | 4/8/05 | chr | | | | |
| M | M05-0155 | MHT | 6/29/05 | oppd | | | | |

| sheet | revision | M | M | M | M | M | M | M | M |
|-------|----------|---|---|---|---|---|---|---|---|
| 1 | | | | | | | | | |
| 2 | | | | | | | | | |

| code | code | code | code |
|-------|-------|------|------|
| 22526 | 68897 | 3/1 | A |

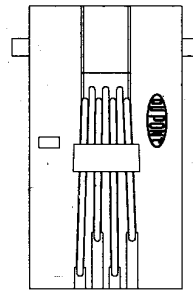
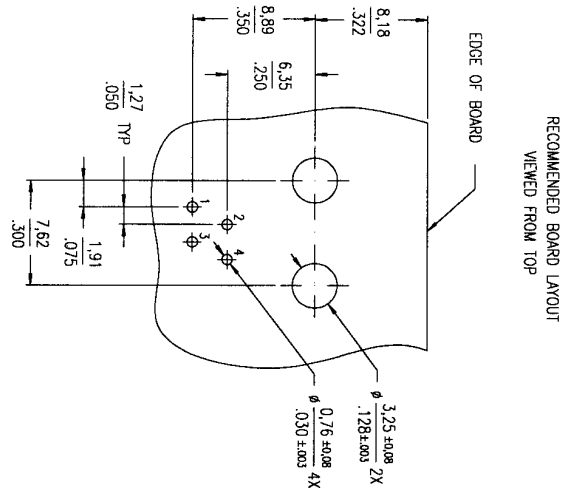
ACAD

PDM: Rev:M

STATUS: Released

Printed: Mar 09, 2007

| PRODUCT NO. NOTE 1,3 | POSITIONS LOADED | CONTACT PLATING NOTE 6 | HOUSING COLOR |
|-------------------------|---------------------|---------------------------|------------------|
| 68897-001 | ALL | .76um / 30u" GXT | BLACK |
| -002 | ALL | .76um / 30u" Au | BLACK |
| -003 | ALL | .76um / 30u" GXT | OFF-WHITE |
| -004 | ALL | 1,27um / 50u" Au | BLACK |
| -005 | ALL | .15um / 6u" Au | BLACK |



VIEW A-A

- NOTES :
- 1 WHEN PRODUCT CALLS FOR PACKAGING IN TRAY ORDER THE PRODUCT WITH PART NUMBER 68897-XXXX FOR PACKAGING IDENTIFICATION. FOR PRODUCT NUMBER WITHOUT SUFFIX "T", THE PRODUCT WILL BE PACKED IN TUBE AS PER DUPONT STANDARD PACKAGING.
 - 2 GXT IS 0,76um / 30u" MIN GXT WITH Au FLASH OVER 1,27um / 50u" MIN Ni.
 - 3 ADD "LF" SUFFIX AT THE END OF PART NUMBER FOR LEAD FREE OPTION.
 - 4 THIS PRODUCT MEETS EUROPEAN UNION DIRECTIVES AN OTHER COUNTRY REGULATION AS DESCRIBED IN GS-22-008.
 - 5 THE HOUSING TEMPERATURE WITHSTAND EXPOSURE TO 260°C PEAK TEMPERATURE FOR 15 SECONDS IN A WAVE SOLDER APPLICATION WITH A 1.5 MM MINIMUM THICK CIRCUIT BOARD. SEE APPLICATION NOTES/PROCEDURES IF THEY ARE AVAILABLE.
 - 6 PLATING OPTION: MAY BE EITHER GOLD OR GXT PLATED AT MANUFACTURER'S OPTION.

| mat'l. code | | tolerances unless otherwise specified | | CUSTOMER COPY | | FCI | |
|-------------|--------|---------------------------------------|------|------------------------------------|----------------|--|--------------------|
| lfr | ecm no | dr | date | linear | projection | title | www.fciconnect.com |
| M | | | | .xxx ±.005/xxx.13 .xx ±.01/xx.3 | MM/INCH | 4 POS HORIZONTAL P.C.B. MOD JACK ASSY | |
| | | | | angles 0 ±Z | product family | MODJACK | |
| | | | | dr M.HERNANDEZ 4/8/05 | scale | 3/1 | |
| | | | | engr M.BARRIOS 4/8/05 | product size | 68897 | |
| | | | | chr M.BARRIOS 4/8/05 | code | A | |
| | | | | pppd M.BARRIOS 4/8/05 | sheet | 2 of | |
| | | | | | revision | | |
| | | | | | sheet | | |
| | | | | | index | | |

ACAD

PDM: Rev:M

STATUS:Released Printed: Mar 09, 2007

1 2

3-

code 22526

4

1 2

3

4