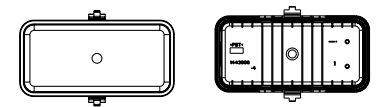
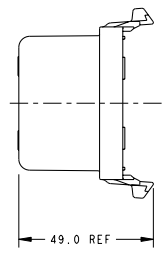
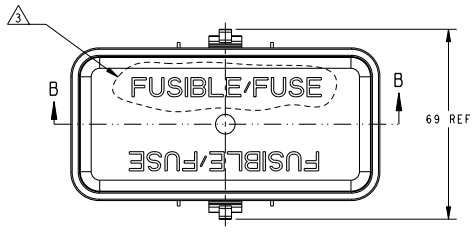
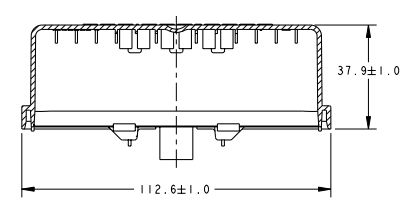


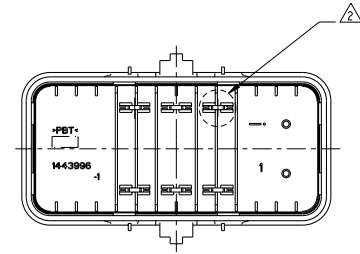
LOC	DISP	REV	DESCRIPTION	DATE	BY	APPD
HK	00					
		A2	REVISED PER ECO-11-005027	17MAY2011	RK	HMR



SCALE 1:2 NO TOPSIDE GRAPHICS 1443996-3 AND 1443996-4
SCALE 1:2 W/O FUSE HOLDER 1443996-2 AND 1443996-4



SECTION B-B



SCALE 1:1 1443996-1 SHOWN

- △ MATERIAL - PBT, BLACK
- △ SPARE MINI FUSE HOLDERS, 1443996-1 AND 1443996-3 ONLY.
- △ TOPSIDE RAISED TEXT: "FUSIBLE/FUSE", 1443996-1 AND 1443996-2 ONLY.

REVISION	DESCRIPTION	PART NUMBER
A	COVER, 60 POS, W/O FUSE HOLDER, NO TOPSIDE GRAPHICS.	1443996-4
A	COVER, 60 POS, NO TOPSIDE GRAPHICS	1443996-3 △2
A	COVER, 60 POS, W/O FUSE HOLDER	1443996-2 △1
A	COVER, 60 POSITION	1443996-1 △2 △3

THIS DRAWING IS A CONTROLLED DOCUMENT. DATE: 17MAY2005
 DESIGNED BY: BOYD
 CHECKED BY: BOYD
 DRAWN BY: BOYD
 APPROVED BY: MCCRAW
 NAME: BOYD
 DATE: 17MAY2005

TE TE Connectivity
 COVER, 60 POSN

DIMENSIONS: mm
 DIMENSIONS: mm
 DIMENSIONS: mm
 DIMENSIONS: mm

MATERIAL: PBT
 FINISH: -

WEIGHT: -
 CUSTOMER DRAWING

SIZE: A2
 CASE CODE: 00779
 DRAWING NO: 1443996
 RESTRICTED TO: -

SCALE: 1:1 SHEET 1 OF 1 REV: A2