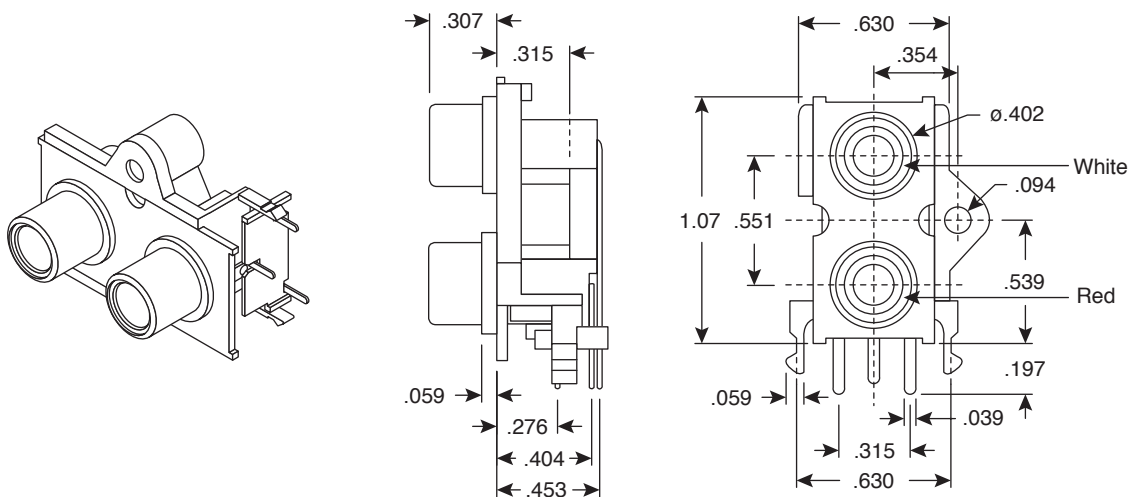


# PCB Dual Phono Jacks

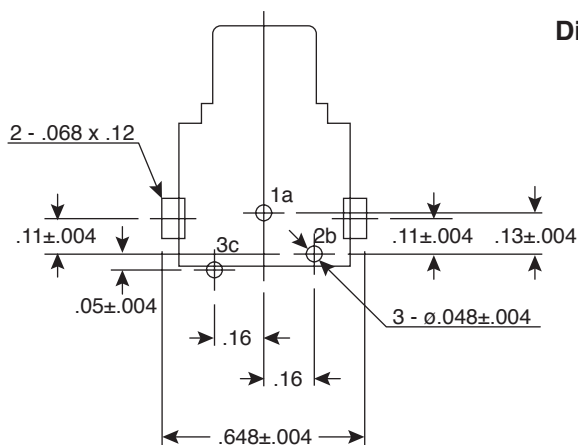
161-4219, 161-4221



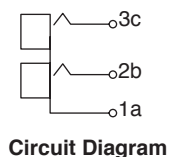
PCB Dual Phono Jacks



Dimensions: In.



PCB Hole Layout



Circuit Diagram

MOUSER STOCK NO.	Finish
161-4219	Nickel Plated
161-4221	Gold Plated

SPECIFICATIONS	
Type:	PCB Dual Phono Vertical Mount
Rated Voltage:	DC/AC 34V
Rated Current:	DC/AC 2A
Temperature Range:	-25° ~ +70°C
Humidity Range:	85% RH max.
Insulator, Base, Cover:	ABS
Earth Terminal:	Nickel Plated Brass
Terminals:	Tin Plated Brass
Insulator Color:	Red / White

Date Last Revised: 7-25-05

Available from Mouser Electronics  
1-800-346-6873  
www.mouser.com

KC-300564

161-4219, 161-4221