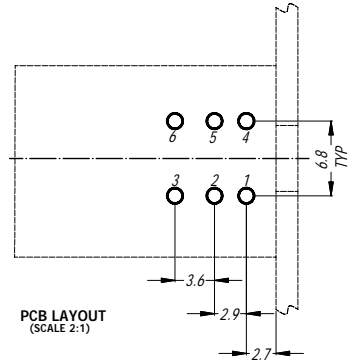
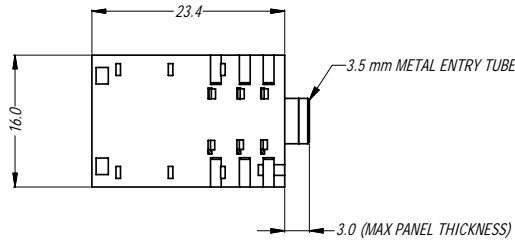
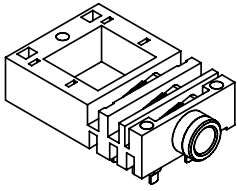
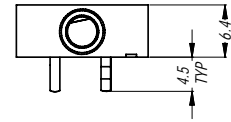
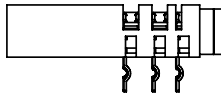
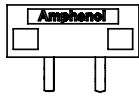
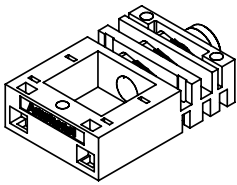


PANEL CUTOUT
(SCALE 1:1)



PCB LAYOUT
(SCALE 2:1)



3D VIEW

REV	DESCRIPTION	BY	DATE	CHG NOTE
0	FIRST ISSUED	M.H	09/02/09	8798
1	CORRECT PCB PROFILE FROM STRAIGHT TO RETAINER STYLE, REF LOCATION 4D	MH	24/01/11	8978

REVISION HISTORY

UNLESS OTHERWISE SPECIFIED TOLERANCES TO BE:
 THIS DOCUMENT IS THE PROPERTY OF AMPHENOL AUSTRALIA PTY. LTD.
 NO PART THEREOF MAY BE REPRODUCED AND USED WITHOUT THE PRIOR WRITTEN CONSENT OF THE OWNER

LINEAR	ANGULAR	CAD FILE:	DRN:	DATE:
X ±	X' ± 1	55010385000111	T.N	28/09/06
X.X ±	X.X' ± 30'	MATL: REFER TO COMPONENT	CKD: M.H	DATE: 24/01/11
X.XX ±	X.XX' ± 15'	FINISH: REFER TO COMPONENT	APP'D: P.M	DATE: 24/01/11
DO NOT SCALE		SCALE: 3:2		PART No: SEE TABLE

TITLE:	3.5mm HORIZONTAL JACK
DRAWING NO.	55010385-001-1
SIZE:	A4

Amphenol	
Amphenol Australia Pty Ltd, 2 Flieway Blvd, Keysborough, Vic 3173	
DRAWING NO.	SHEET
55010385-001-1	1/1

PART NUMBER	DESCRIPTION
ACJS-NH35	3.5mm STEREO PHONE JACK
ACJM-NH35	3.5mm MONO PHONE JACK

