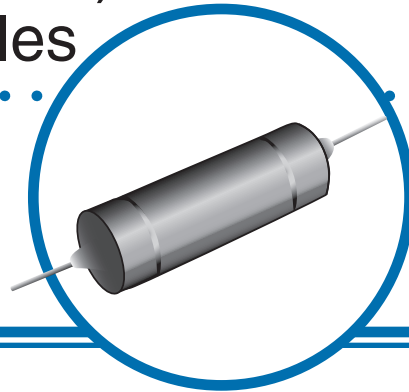


Beryllia Core, Silicone Coated Power Resistors MIL-R-26 (RW) & Commercial Industrial Styles



B Series

IRC "B" Series resistors offer power ratings up to 4 times higher than standard power wirewound resistors of equal size. This is made possible due to a finer heat dissipation pattern. The Series "B" resistors will equal the same stability and environmental requirements of lower rated conventional resistors.

Electrical Data

Heat Dissipation	Beryllia core provides finest possible pattern
Power Rating	Up to 4x higher than conventional resistors, depending upon physical size
Power to Size Ratio	35% to 400% greater than standard silicone coated types
Wattage	1 watt to 18 watts
Standard Temperature Coefficients	± 20 ppm/ $^{\circ}$ C 10 Ω up ± 50 ppm/ $^{\circ}$ C 1 Ω to 9.9 Ω ± 400 ppm/ $^{\circ}$ C 0.5 Ω to 0.499 Ω ± 650 ppm/ $^{\circ}$ C 0.1 Ω to 0.499 Ω
Special Temperature Coefficients	22 special T.C.'s available from -20 ppm to +6000 ppm
Tolerance	$\pm 1\%$ to + 0.1%
Resistance Values	From .1 to 150K
Coating	Special high temperature silicone coating, impervious to moisture, salt water immersion, and abrasion
Leads	Tinned copperweld is standard
Dielectric Strength	500 volts AC for B-1, B-2, B-3; all others 1000 volts
Insulation Resistance	5000 megohms minimum dry

General Note

IRC reserves the right to make changes in product specification without notice or liability. All information is subject to IRC's own data and is considered accurate at time of going to print.

Wire and Film Technologies Division • 4222 South Staples Street • Corpus Christi Texas 78411 USA
 Telephone: 361 992 7900 • Facsimile: 361 992 3377 • Website: www.ircrtt.com



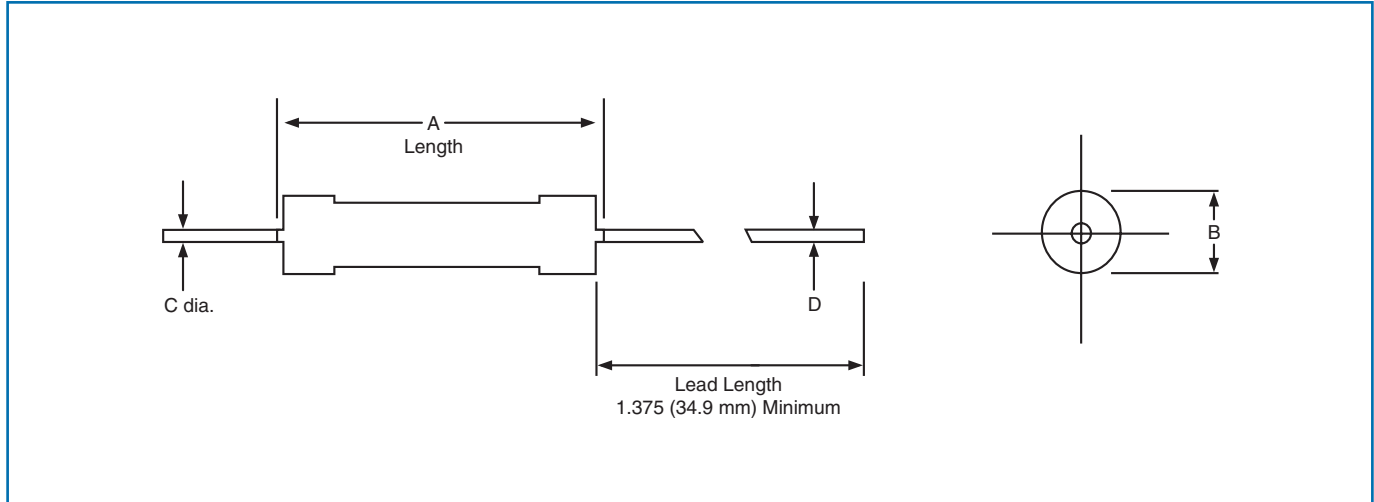
A subsidiary of
 TT electronics plc

B Series Issue September 2008 Sheet 1 of 3

Beryllia Core, Silicone Coated Power Resistors MIL-R-26 (RW) & Commercial Industrial Styles



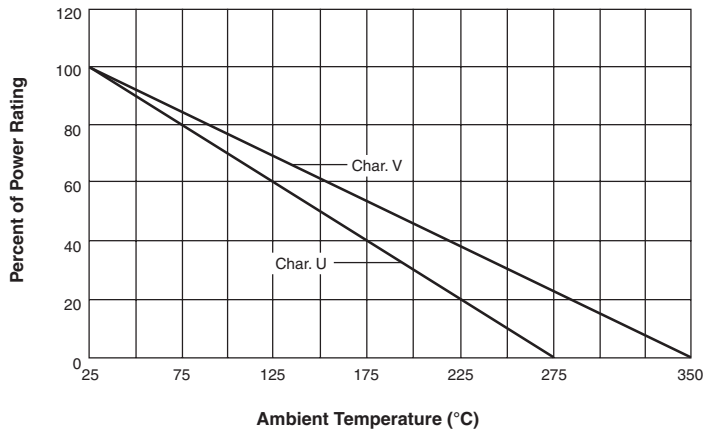
Physical Data



IRC Style	Rated Wattage		Dimensions		Lead Diam. C AWG	IRC Max Resistance	Metric Dimensions		
							Dimensions		Lead
	U	V	Length A	Diameter B			Length A	Diameter B	Dia. C mm
B-1	1.0		.250 ± .032	.085 ± .020	#24	2.0K	6.4 ± 0.8	2.2 + 0.5	0.5
B-2	1.5	2.0	.312 ± .062	.078 ± .032	#24	3.4K	7.9 ± 1.6	2.0 + .08	0.5
B-3	2.25	2.75	.406 ± .032	.094 ± .032	#24	6.5K	10.3 ± 0.8	2.4 + .08	0.5
B-5	4.0	5.0	.562 ± .062	.188 ± .032	#20	22K	14.3 ± 1.6	4.8 + .08	0.8
B-5A	4.5	6.5	.812 ± .062	.188 ± .032	#20	34K	20.6 ± 1.6	4.8 + .08	0.8
B-5C	5.0	7.0	.500 ± .062	.218 ± .032	#18	18K	12.7 ± 1.6	5.5 + .08	1.0
B-6	6.0	8.0	.625 ± .062	.250 ± .032	#18	40K	15.7 ± 1.6	6.4 + .08	1.0
B-10	7.0	10.0	.875 ± .062	.312 ± .032	#18	54K	22.2 ± 1.6	7.9 + .08	1.0
B-12	10.0	12.0	1.218 ± .062	.312 ± .032	#18	75K	31 ± 1.6	7.9 + .08	1.0
B-15	15.0	18.0	1.780 ± .062	.375 ± .032	#18	150K	45.2 ± 1.6	7.9 + .08	1.0

Beryllia Core, Silicone Coated Power Resistors MIL-R-26 (RW) & Commercial Industrial Styles

Power Derating Curve



Derating

Ambient Temperature: Operating temperature range of -55°C to +350°C. Higher temperatures require derating as illustrated.

Stability: Resistance change is 1/2 or less than that of conventional power resistors when operated at the same wattage.

Characteristic U

1. 275°C maximum hotspot temperature.
2. 5% maximum ΔR for 2000 hour load life.

Characteristic V:

1. 350°C maximum hotspot temperature.
2. 3% maximum ΔR for 2000 hour load life.