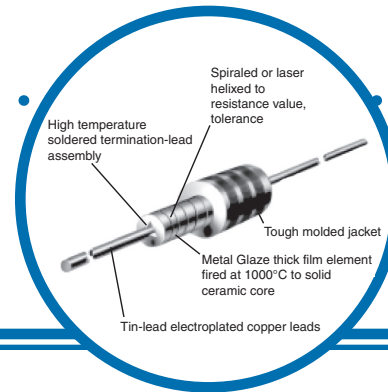


Semi-Precision Mil-Qualified Metal Glaze™ Resistor



RL Series

- MIL-R-22684
- ± 200 ppm/ $^{\circ}$ C
- 1/4 watt to 1/2 watt
- 2% and 5% tolerance
- 4.3 ohms to 470K ohms



Electrical Data

MIL Type	Marking	Tolerance ($\pm\%$)	T.C. (ppm/ $^{\circ}$ C)	Power Rating (watts)	Resistance Range (ohms)*	Nominal Size	Max Voltage Rating
RL07	Band	2, 5	200	1/4 @ 70°C	51 to 150K	1/4W	250
RL20	Band	2, 5	200	1/2 @ 70°C	4.3 to 470K	1/2W	350

* For values below or above Mil Resistance, the **Non-Mil** part can be used. But keep in mind -- it is a non-mil part.

Environmental Data

Test Conditions	MIL-R-22684 Test Limits Allowed	RL07 Max. $\%\Delta R$ ($\pm 3\sigma$)
Temperature Coefficient (ppm/ $^{\circ}$ C)	± 200	± 200
Low Temperature Operation	$\pm 0.50\%$	$\pm 0.10\%$
Thermal Shock	$\pm 1.00\%$	$\pm 0.15\%$
Moisture Resistance	$\pm 1.5\%$	$\pm 0.05\%$
Short Time Overload	$\pm 0.50\%$	$\pm 0.10\%$
Load Life (70°C --- 1/4W) 1000 hours	$\pm 2.00\%$	$\pm 0.40\%$
Terminal Strength	$\pm 0.50\%$	$\pm 0.10\%$
Effect of Soldering	$\pm 0.50\%$	$\pm 0.10\%$
Shock	$\pm 0.50\%$	$\pm 0.05\%$
Vibration	$\pm 0.50\%$	$\pm 0.05\%$
High Temperature Exposure (150°C No Load)	N/A	$\pm 0.75\%$
Rated Power for 10,000 hours at 70°C	N/A	$\pm 0.60\%$
Temperature Rise @ 1/4W Power Load	-	See Temperature Rise Chart
Dielectric Strength	$\pm 0.50\%$	$\pm 0.05\%$

General Note

IRC reserves the right to make changes in product specification without notice or liability. All information is subject to IRC's own data and is considered accurate at time of going to print.

Wire and Film Technologies Division • 4222 South Staples Street • Corpus Christi Texas 78411 USA
Telephone: 361 992 7900 • Facsimile: 361 992 3377 • Website: www.ircrt.com



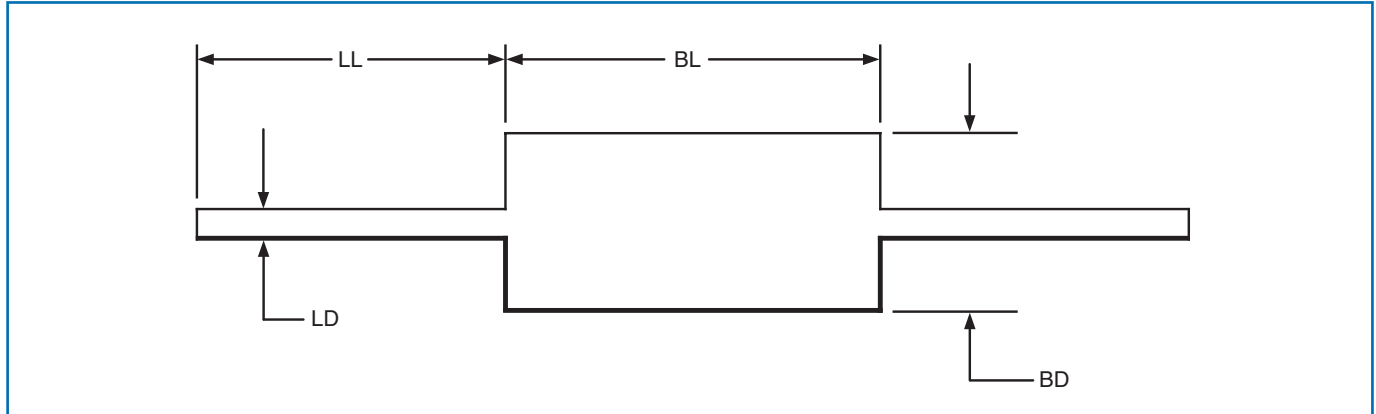
A subsidiary of
TT electronics plc

RL Series Issue November 2008 Sheet 1 of 3

Semi-Precision Mil-Qualified Metal Glaze™ Resistor



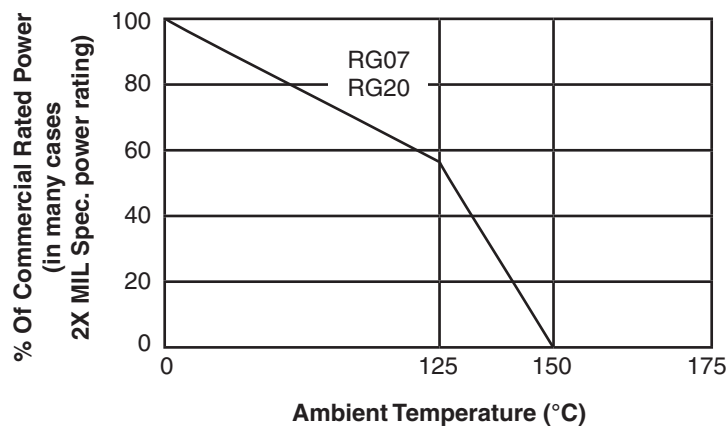
Physical Data



Dimensions (Inches and (mm))

Nominal Size	Body Length BL	Body Diameter BD	Lead Length LL	Lead Diameter LD	Clean Lead
1/4 watt	0.250 ±0.015 (6.4 ±0.4)	0.090 ±0.008 (2.3 ±0.2)	1.50 ±0.125 (38.1 ±3.2)	0.025 ±0.002 (0.64 ±0.05)	0.310 (7.9)
1/2 watt	0.390 ±0.010 (9.9 ±0.3)	0.140 ±0.008 (3.6 ±0.2)	1.50 ±0.125 (38.1 ±3.2)	0.032 ±0.002 (0.81 ±0.05)	0.450 (11.4)

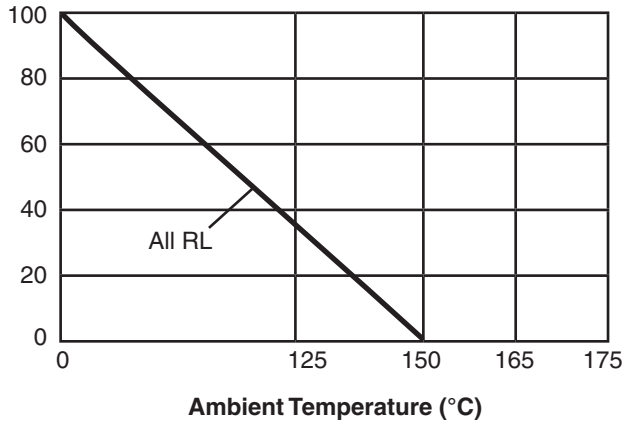
Commercial Power Derating Chart



Semi-Precision Mil-Qualified Metal Glaze™ Resistor



MIL Spec. Power Derating Chart



Ordering Data

Sample Part No. **RL** **07** **S** **1001** **G**

MIL Style
RL = Fixed Film Resistor

Power Rating
07 = 1/4 watt
20 = 1/2 watt

Lead Material
S = Solderable/weldable leads

Resistance
First three digits represent significant figures;
fourth digit is number of zeros.

Tolerance
G = 2%, J = 5%