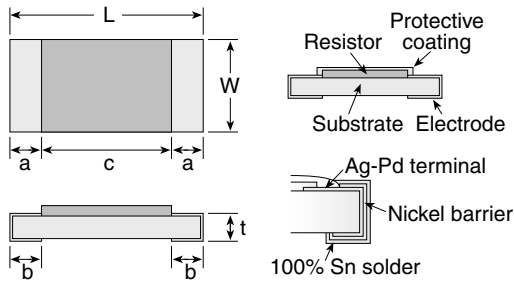


LVC Series

Low Value Thick Film Chip



Ohmite's LVC Series low value chip resistors are ideal for today's current sense applications requiring low profile, low cost solutions. Available in 0.25, 0.5, and 1 watt sizes, footprints are 1206, 2010, and 2512 size respectively. These resistors are offered in ohmic ranges from 0.05 ohm to 10hm in standard $\pm 5\%$ E24 values, 1% tolerance available on request.

The LVC Series resistors are well suited for a variety of industrial and commercial applications.

FEATURES

- Industry Standard Sizes
- Terminal Barrier Resists Ag Migration
- Working Temperature Range is from -55°C to +125°C
- Designed for Automatic Insertion

APPLICATIONS

- Switching Power Supplies
- Cellular
- Telecom and Wireless
- Computer
- RF

SPECIFICATIONS

Material

Substrate: Alumina
Resistor: Thick Film
Coating: Glass

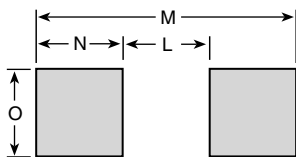
Series	Power Rating (W @70°C)	Resistance Range (Ω)	TCR (ppm/°C)	Tolerance	Available Values
LVC06	0.25W	0.010-0.030	0 \pm 500ppm	1%	E12
		0.033-0.050	0 \pm 200ppm	1%	E12
		0.056-0.068	0 \pm 100ppm	1%	E12
		0.100-0.976	0 \pm 200ppm	1%, 5%	E24, E96
LVC20	0.5W	0.010-0.030	0 \pm 500ppm	1%	E12
		0.033-0.068	0 \pm 200ppm	1%	E12
		0.100-0.976	0 \pm 100ppm	1%, 5%	E24, E96
LVC25	1.0W	0.010-0.030	0 \pm 500ppm	1%	E12
		0.033-0.068	0 \pm 200ppm	1%	E12
		0.100-0.976	0 \pm 100ppm	1%, 5%	E24, E96

DIMENSIONS (in.)

Size	L	W	t	a	b	c
LVC06 (EIA size 1206)	0.126 +0.002 -0.008	0.063 +0.002 -0.006	0.02 +0.004 -0.004	0.02 +0.010 -0.010	0.02 +0.012 -0.012	0.09
LVC20 (EIA size 2010)	0.197 +0.008 -0.008	0.098 +0.006 -0.006	0.024 +0.004 -0.004	0.024 +0.008 -0.008	0.020 +0.012 -0.012	0.15
LVC25 (EIA size 2512)	0.25 +0.008 -0.008	0.13 +0.008 -0.008	0.02 +0.004 -0.004	0.03 +0.008 -0.008	0.03 +0.008 -0.008	0.20

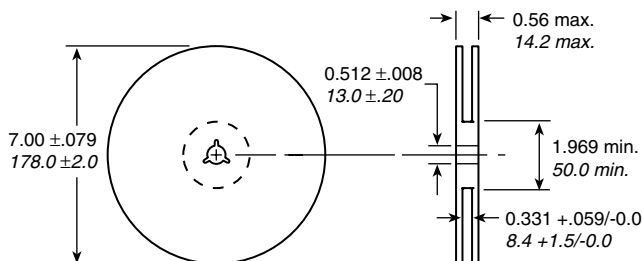
LAND PATTERN (in.)

Land pattern dimensions are for reference only



Size	M	N	O	L
LVC06	0.146	0.040	0.080	0.066
LVC20	0.229	0.056	0.120	0.117
LVC25	0.288	0.068	0.150	0.152

REEL SPECIFICATIONS



Our friendly Customer Service team can be reached at 866-9-OHMITE

PERFORMANCE DATA

Load Life	1000 Hrs 70°C	$\Delta R \pm (3.0\% + 0.01) \Omega$
Humidity	1000 Hrs 60°C 90-95% RH	$\Delta R \pm (2.0\% + 0.01) \Omega$
Temperature Cycle	5 Cycles -55°C to +125°C	$\Delta R \pm (1.0\% + 0.01) \Omega$
High Temp Operation	1000 Hrs 125°C	$\Delta R \pm (1.0\% + 0.01) \Omega$
Low Temp Operation	1000 Hrs -55°C	$\Delta R \pm (1.0\% + 0.01) \Omega$
Short Time Overload	5 Sec. 2.5 x Rated Power	$\Delta R \pm (2.0\% + 0.01) \Omega$
Effects of Solder Heat	10 Sec. 260°C	$\Delta R \pm (1.0\% + 0.01) \Omega$
Derating	100% @ 70°C, Derates Linearly to Zero @ 125°C	

ELECTRICAL

Electrical	LVC06 1206	LVC20 2010	LVC25 2512
Rated Power Watts	0.25	0.50	1.0
Temperature Coefficient ppm/°C			
Resistance	0.05 - 0.09	N/A	350
Range (Ω)	0.10 - 0.18	200	100
	0.20 - 1.0	100	100
Max. Working Volts	$V = \sqrt{PR}$ (P = Rated Watts, R = Resistance Value)		
Resistance Tolerance	$\pm 1\%$ (for values $\geq 0.1\Omega$: $\pm 1\%$ and $\pm 5\%$; see below)		
Quantity Per Reel	5,000	4,000	4,000

Ohm range Tol. Available Ohm Values

0.01 to 0.068	1%	0.01, 0.012, 0.015, 0.018, 0.02, 0.022, 0.024, 0.027, 0.025, 0.03, 0.033, 0.039, 0.04, 0.047, 0.05, 0.056, 0.06, 0.068
0.1 to 0.976	1%	0.1, 0.102, 0.105, 0.107, 0.11, 0.12, 0.113, 0.115, 0.118, 0.121, 0.124, 0.127, 0.13, 0.133, 0.137, 0.14, 0.143, 0.147, 0.15, 0.154, 0.158, 0.16, 0.162, 0.165, 0.169, 0.174, 0.178, 0.18, 0.182, 0.187, 0.191, 0.196, 0.2, 0.205, 0.21, 0.215, 0.221, 0.226, 0.232, 0.237, 0.243, 0.249, 0.255, 0.261, 0.267, 0.27, 0.274, 0.28, 0.287, 0.294, 0.3, 0.301, 0.309, 0.316, 0.324, 0.33, 0.332, 0.34, 0.348, 0.357, 0.36, 0.365, 0.374, 0.383, 0.39, 0.392, 0.402, 0.412, 0.422, 0.43, 0.432, 0.442, 0.453, 0.464, 0.47, 0.475, 0.487, 0.499, 0.51, 0.511, 0.523, 0.536, 0.549, 0.56, 0.562, 0.576, 0.59, 0.604, 0.619, 0.62, 0.634, 0.649, 0.665, 0.68, 0.681, 0.698, 0.715, 0.732, 0.75, 0.768, 0.787, 0.806, 0.82, 0.825, 0.845, 0.866, 0.887, 0.909, 0.91, 0.931, 0.953, 0.976
	5%	0.1, 0.11, 0.12, 0.13, 0.15, 0.16, 0.18, 0.20, 0.22, 0.24, 0.27, 0.3, 0.33, 0.36, 0.39, 0.43, 0.47, 0.51, 0.56, 0.62, 0.68, 0.75, 0.82, 0.91

ORDERING INFORMATION

RoHS Compliant				
L	V	C	0	6
Low Value Chip Series	Case Size	Tolerance	Ohms	Taping Code
	06 = 1206	F = 1%	R249 = 0.249	blank = bulk package
	20 = 2010	J = 5%	1R00 = 1.0	V = reel taped
	25 = 2512			

Check product availability at www.ohmite.com