


# Thick Film Semi-Precision Metal Glaze™ Power Resistors



## GS-3 Series

- Superior surge performance
- Resistance range from 1Ω - 3MΩ
- Standard tolerances of ±1%, ±2%, ±5%
- Power rating of 3W @25°C; 2W @70°C
- Effective as carbon composite replacement

## Electrical Data

Part Number	Power Rating (Watts)	Resistance Range (Ohms)	Tolerance (±%)	TCR (±ppm/°C)	Maximum Operating Voltage (Volts)	Dielectric Withstanding Voltage (Volts)
GS-3	2.0 (@ 70°C) 3.0 (@ 25°C)	1.0 - 3M	1, 2, 5	50 (>10Ω) 100, 200 (≤ 10Ω)	1000	1000

## Environmental Data

Test		Maximum ΔR Limits			
		MIL-R-26	MIL-R-10509D	MIL-R-22684	GS-3
TCR	±ppm/°C	30	100	200	100/50
Load life	%ΔR	0.5	1.0	2.0	2.0
Short term overload	%ΔR	0.20	0.50	0.50	0.20
Moisture	%ΔR	0.20	1.50	1.50	0.40
Temperature Cycling	%ΔR	0.20	0.50	-	0.20
Solder Effect	%ΔR	-	0.50	0.50	0.20
Termination Strength	%ΔR	0.10	0.20	0.50	0.10
Shock	%ΔR	0.10	0.50	0.50	0.10
Vibration	%ΔR	0.10	0.50	0.50	0.10
Operating Temperature		-55°C to +175°C			

### General Note

IRC reserves the right to make changes in product specification without notice or liability. All information is subject to IRC's own data and is considered accurate at time of going to print.

Wire and Film Technologies Division • 4222 South Staples Street • Corpus Christi Texas 78411 USA  
Telephone: 361 992 7900 • Facsimile: 361 992 3377 • Website: www.irctt.com

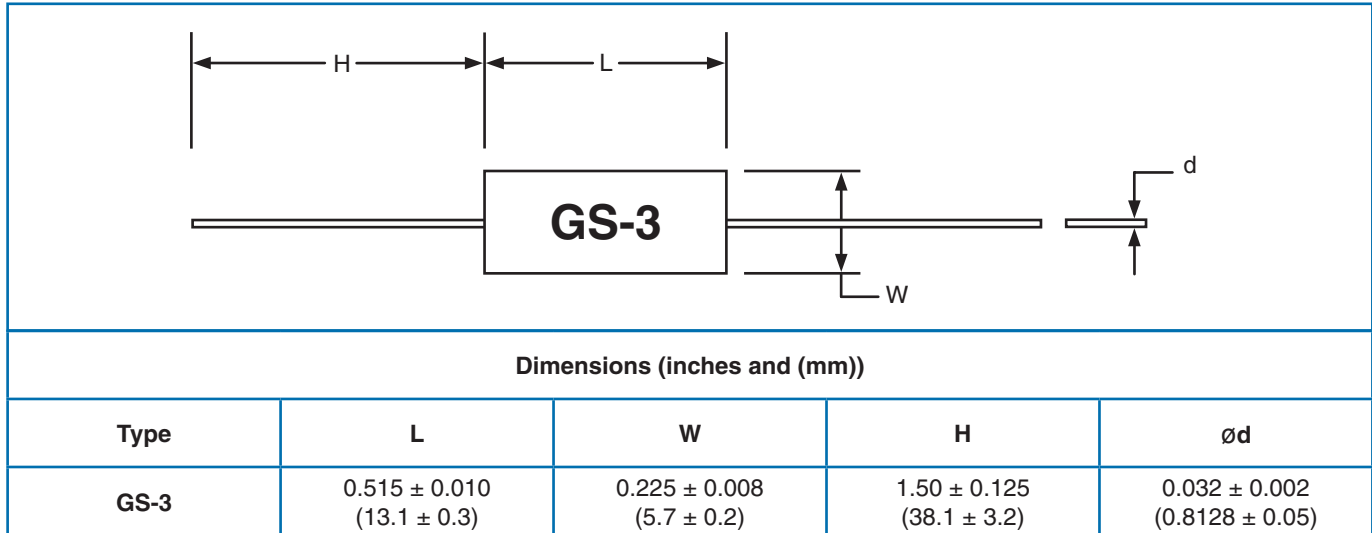


A subsidiary of  
TT electronics plc

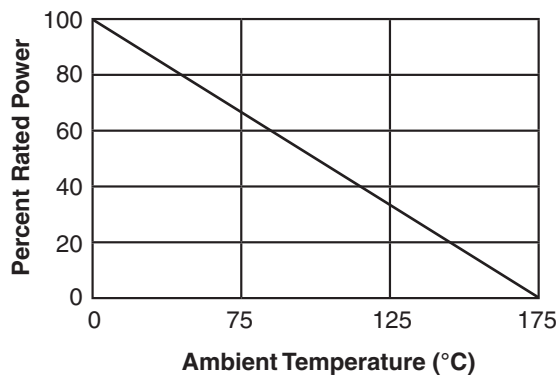
GS-3 Series Issue October 2008 Sheet 1 of 3

# Thick Film Semi-Precision Metal Glaze™ Power Resistors

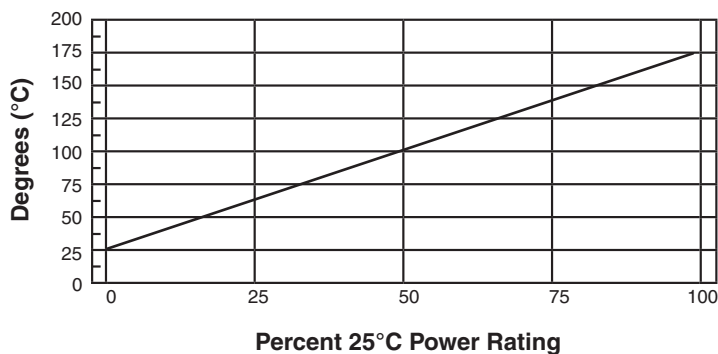
## Physical Data



## Power Derating Chart



## Hot Spot Temperature +25°C Ambient



# Thick Film Semi-Precision Metal Glaze™ Power Resistors



## Ordering Data

