

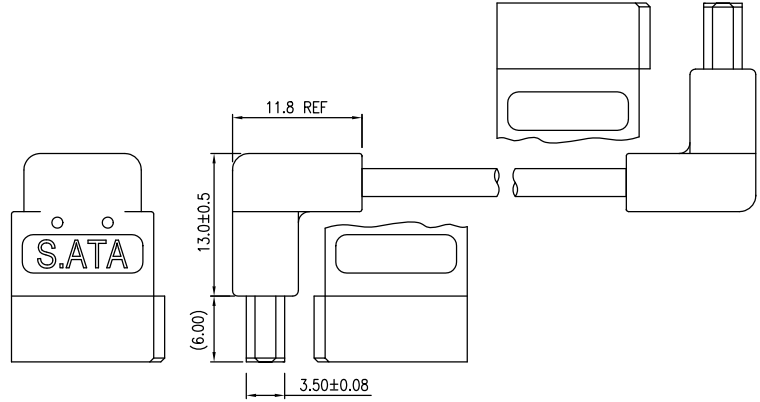
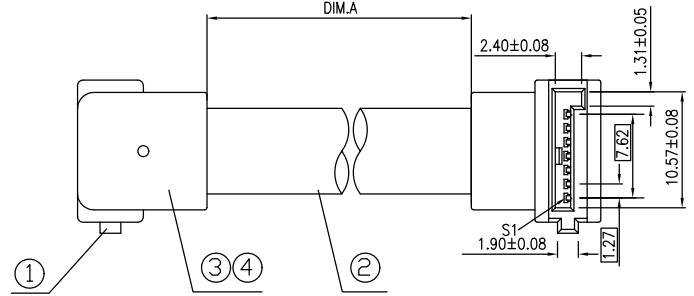
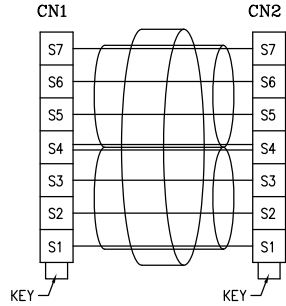
Tous droits strictement réservés. Reproduction ou communication à des tiers interdite sans autorisation écrite du propriétaire. Propriété de FCJ. Droits de reproduction FCJ.



All rights strictly reserved. Reproduction or issue to third parties in any form without written permission of the proprietor. Property of FCJ. Copyright FCJ.

1 | 2 | 3 | 4

CIRCUIT DIAGRAMED



NOTES:

1. P/N: 10XXXXXX-X XXX LF

- LEAD FREE
- LENGTH CODE (UNIT : cm)
110 - DIM. A: 110+5/-0mm
- PLATING CODE
7: 7-15u" GOLD PLATING.
3: 3-5u" GOLD PLATING.

2. MATERIALS

- ① CONNECTOR
 - . INSULATOR: HIGH TEMP PLASTIC 94V-0, BLACK.
 - . COPPER ALLOY
 - . PLATING: CONTACT AREA: GOLD PLATED OVER 50u" NICKEL.
- ② SERIAL ATA CABLE
 - . WIRE: 2PAIR 26AWG 100 OHM; JACKET: BLACK PVC.
 - . Flexibility: Cable must be easy to bend, without shielding break up.
- ③ OVERMOLD: 35P PVC, COLOR BLACK.
- ④ INNERMOLD: LDPE, NATURAL.

3. THE PRODUCT IS NOT INTENDED TO BE EXPOSED TO A MANUFACTURING SOLDER PROCESS

4. PRODUCT SPEC: GS-12-200
PACKING SPEC: GS-14-866

mat'l code				tolerances unless otherwise specified		CUSTOMER COPY	FCJ	www.fcjconnect.com
ltr	ecn no	dr	date	linear	.X ± 0.38	projection	title	
A	P09-0004	Roger	05/21/09		.XXX ± 0.25		S-ATA 7 POS SIGNAL CABLE ASSEMBLY	
B	P10-0006	Roger	04/21/10	angles	.XXX ± 0.10		MM	product family
				dr	Roger cheng 04/21/10		size	dwg no
				enr	Roger cheng 04/21/10	scale	A4	10103927
				chr	Roger cheng 04/21/10			
				appd	Jackson Wang 04/21/10			
sheet index	revision sheet	A	B				cage code	code
		1	1					TWN
								sheet 1 of 1

1 | 2 | 3 | 4

ACAD PDM: Rev:B STATUS Released cage code Printed: Apr 28, 2010