


Metallized Polyester Film Capacitor

Type: **ECQE(H)**

Non-inductive construction using metallized Polyester film with flame retardant epoxy resin coating for active filter



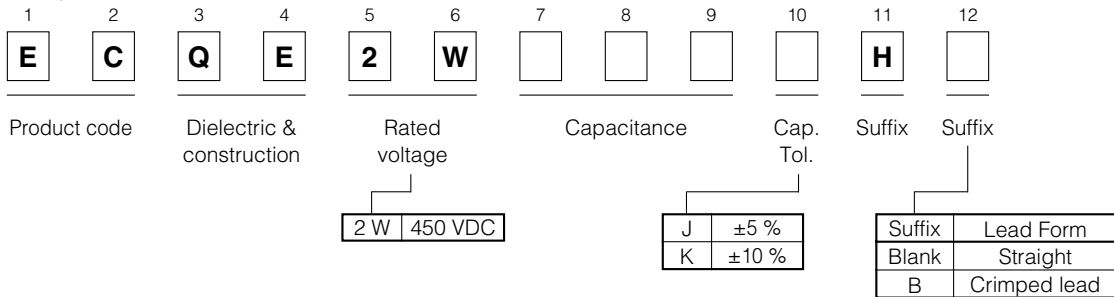
■ Features

- Smaller size
- Self-healing property
- Excellent electrical characteristics
- Flame retardant epoxy resin coating
- RoHS directive compliant

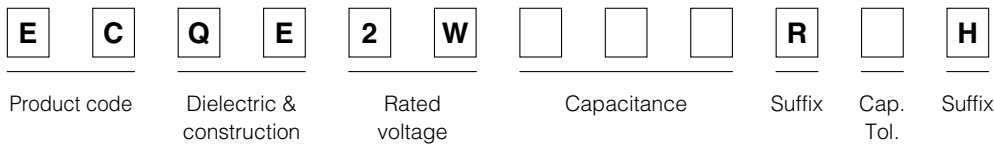
■ Recommended Applications

- Active filter circuit

■ Explanation of Part Numbers



■ Explanation of Part Number for Odd Size Taping

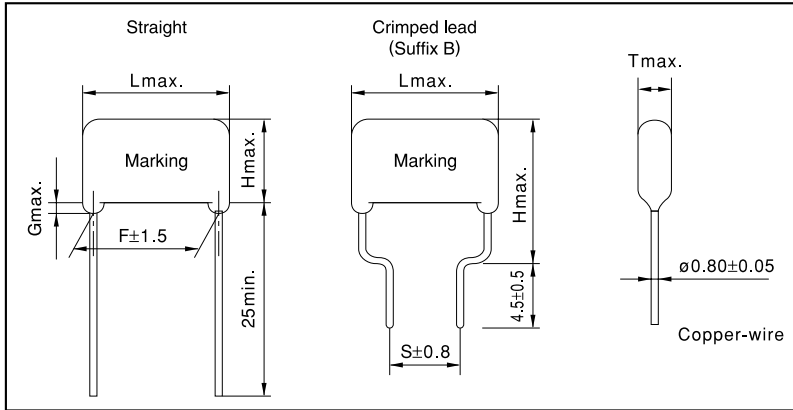


■ Specifications

Category temp. range	-40 °C to +105 °C
Rated voltage	450 VDC (Derating of rated voltage by 1.25%/°C at more than 85 °C)
Capacitance range	0.10 μF to 2.2 μF (E6)
Capacitance tolerance	±5 %(J), ±10 %(K)
Dissipation factor (tanδ)	tanδ ≤ 1.0 % (20 °C, 1 kHz)
Withstand voltage	Between terminals: Rated voltage (VDC) × 150 % 60 s Between terminals to enclosure : Rated voltage (VDC) × 200 % 1 s to 5 s
Insulation resistance (IR)	C ≤ 0.33 μF : IR ≥ 9000 MΩ C > 0.33 μF : IR ≥ 3000 MΩ · μF (20 °C, 100 VDC, 60 s)

* Application of this capacitor is limited to active filter circuit after the circuit of all wave rectification.

■ Dimensions in mm (not to scale)



■ Packaging Specifications for Bulk Package

Packing quantity: 100 pcs./bag

● Packaging Specifications

Type	Rated volt.	Cap. range (μF)	Taping style					Packing	suffix
			AD	AS	B	C	D		
ECQE(H)	450 VDC	0.10 to 0.47					○	Ammo	R() H
		0.68 to 1.0					○	Ammo	R() H

■ Rating, Dimensions & Quantity/Ammo Box

● Rated voltage : 450 VDC, Capacitance tolerance : ±5 % (J), ±10 % (K)

[Standard type]

Part No.	Cap. (μF)	Dimensions (mm)								Quantity	
		L _{max.}	T _{max.}	H _{max.}		F	S	G _{max.}	ød	Ammo	7.5 mm
				Straight	Crimped lead						
ECQE2W104□H()	0.10	12.7	4.2	10.9	15.9	10.0	5.0	1.0	0.6	1500	
ECQE2W154□H()	0.15	12.7	4.9	11.6	16.6	10.0	5.0	1.0	0.6	1000	
ECQE2W224□H()	0.22	12.7	5.8	12.5	17.5	10.0	5.0	1.0	0.6	1000	
ECQE2W334□H()	0.33	12.7	6.5	14.7	19.7	10.0	5.0	1.0	0.6	900	
ECQE2W474□H()	0.47	12.7	7.7	16.0	21.0	10.0	5.0	1.0	0.6	800	
ECQE2W684□H()	0.68	18.2	6.9	15.3	20.3	15.0	10.0	1.0	0.8	500	
ECQE2W105□H()	1.0	18.2	8.5	16.9	21.9	15.0	10.0	1.0	0.8	400	
ECQE2W155□H()	1.5	25.7	8.2	16.2	21.2	22.5	15.0	1.0	0.8	-	
ECQE2W225□H()	2.2	25.7	9.4	19.7	24.7	22.5	15.0	1.0	0.8	-	

□ Suffix for lead crimped
 () Capacitance tolerance code

*Please consult us for low profile type.

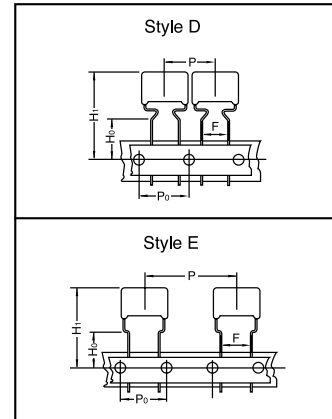
[Low Profile type complying with passive flammability category B based on IEC60065]

Part No.	Cap. (μF)	Dimensions (mm)						Quantity	
		L _{max.}	T _{max.}	H _{max.}	F	G _{max.}	ød	Ammo	7.5 mm
ECQE2W684L24	0.68	18.2	8.1	13.3	15.0	1.0	0.8	500	
ECQE2W105L24	1.0	18.2	9.7	14.9	15.0	1.0	0.8	400	
ECQE2W155L02	1.5	25.7	9.4	14.2	22.5	1.0	0.8	-	
ECQE2W225L02	2.2	25.7	11.3	16.2	22.5	1.0	0.8	-	

*Please consult us for crimped lead and taping.

■ Taping Specifications for Automatic Insertion

● Taping style



*Refer to the page of taping specifications.

● Lead Spacing

Style	Lead Spacing
D	7.5 mm
E	7.5 mm

*See the column "Rating, Dimensions & Quantity Box" for packing quantity.