

6.0 mm×3.5 mm Square Thin type
 Light Touch Switches
 for Reflow Soldering

Japan

Type: **EVQPP**



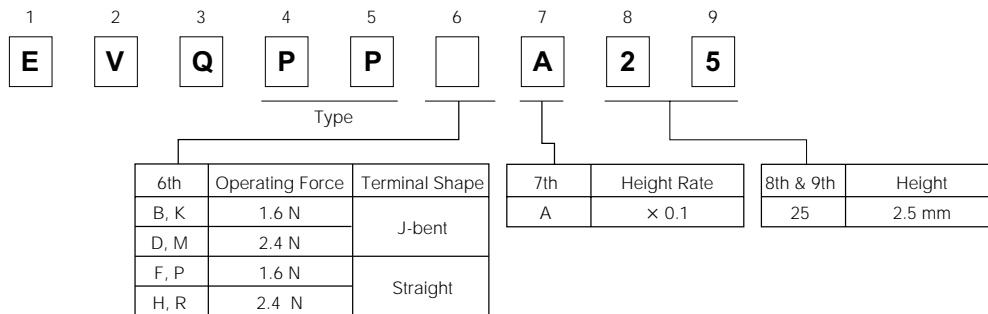
■ Features

- 6.0 mm×3.5 mm square thin type: 2.5 mm in height
- Excellent clear click feeling
- Reflow soldering available
- Dustproof structure

■ Recommended Applications

- Operating signal input switches for portable CD players, MD players, and communications equipment

■ Explanation of Part Numbers


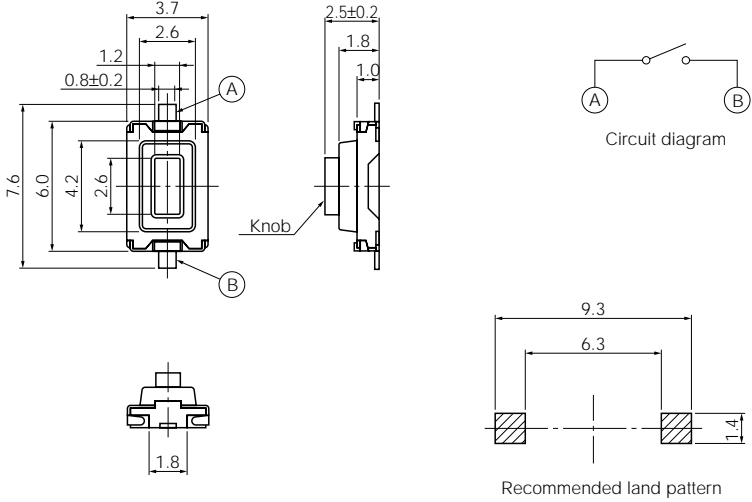

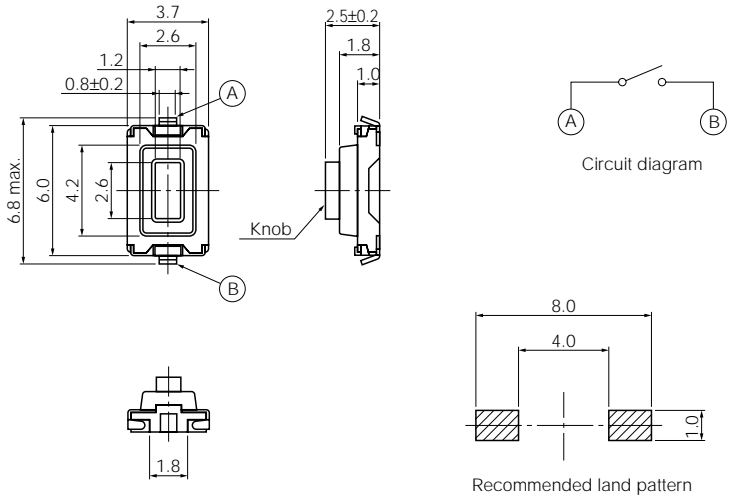


■ Specifications

Type	Snap action / Push-on type SPST	
Electrical	Rating	50 mA 12 Vdc max. (Resistive load)
	Contact Resistance	100 mΩ max.
	Insulation Resistance	100 MΩ min. (at 100 Vdc)
	Dielectric Withstanding Voltage	250 Vac for 1 minute
	Bouncing	10 ms max. (ON, OFF)
Mechanical	Operating Force	1.6 N±0.5 N 2.4 N±0.6 N
	Travel	0.25 mm ^{+0.2} _{-0.1} mm
Endurance	Operating Life	50000 cycles min. 30000 cycles min.
	Operating Temperature	-40 °C to +85 °C (45 % to 85 % RH)
	Storage Temperature	-40 °C to +85 °C (Bulk) -20 °C to +60 °C (Taping)
Minimum Quantity/Packing Unit	4000 pcs. Embossed Taping (Reel Pack)	
Quantity/Carton	20000 pcs.	


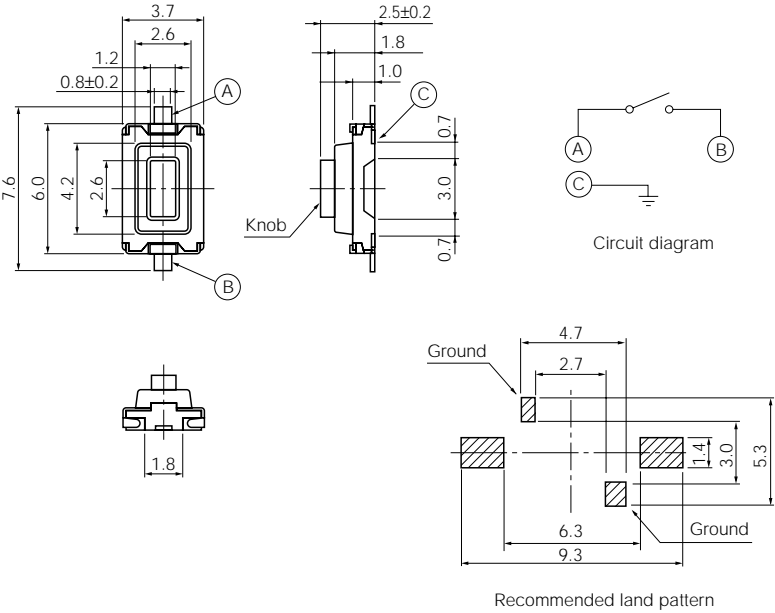

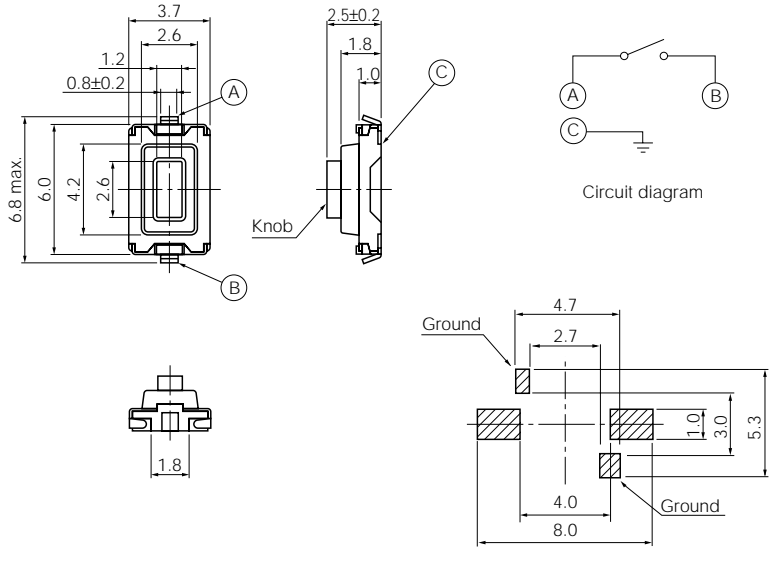
Design and specifications are each subject to change without notice. Ask factory for the current technical specifications before purchase and/or use. Should a safety concern arise regarding this product, please be sure to contact us immediately.

■ Dimensions in mm (not to scale)

<p>No. 1</p> <p>EVQPPF EVQPPH</p> <p>(Embossed Taping)</p> <p>With straight terminals Without ground terminal</p> 				
<p>Part Numbers</p>	<p>Operating Force</p>	<p>Height</p>	<p>Push Plate Color</p>	<p>Operating Life</p>
<p>EVQPPFA25</p>	<p>1.6 N</p>	<p>2.5 mm</p>	<p>Black</p>	<p>50000 cycles</p>
<p>EVQPPHA25</p>	<p>2.4 N</p>	<p>2.5 mm</p>	<p>White</p>	<p>30000 cycles</p>
<p>No. 2</p> <p>EVQPPB EVQPPD</p> <p>(Embossed Taping)</p> <p>With J-bent terminals Without ground terminal</p> 				
<p>Part Numbers</p>	<p>Operating Force</p>	<p>Height</p>	<p>Push Plate Color</p>	<p>Operating Life</p>
<p>EVQPPBA25</p>	<p>1.6 N</p>	<p>2.5 mm</p>	<p>Black</p>	<p>50000 cycles</p>
<p>EVQPPDA25</p>	<p>2.4 N</p>	<p>2.5 mm</p>	<p>White</p>	<p>30000 cycles</p>

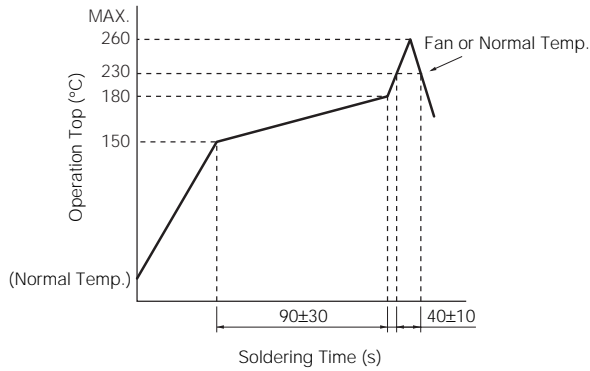
Design and specifications are each subject to change without notice. Ask factory for the current technical specifications before purchase and/or use. Should a safety concern arise regarding this product, please be sure to contact us immediately.

■ Dimensions in mm (not to scale)

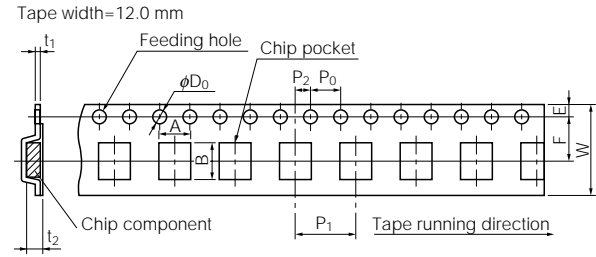
<p>No. 3</p> <p>EVQPPP EVQPPR</p> <p>(Embossed Taping)</p> <p>With straight terminals With ground terminal</p> 	 <p>Circuit diagram</p> <p>Recommended land pattern</p>			
<p>Part Numbers</p>	<p>Operating Force</p>	<p>Height</p>	<p>Push Plate Color</p>	<p>Operating Life</p>
<p>EVQPPPA25</p>	<p>1.6 N</p>	<p>2.5 mm</p>	<p>Black</p>	<p>50000 cycles</p>
<p>EVQPPRA25</p>	<p>2.4 N</p>	<p>2.5 mm</p>	<p>White</p>	<p>30000 cycles</p>
<p>No. 4</p> <p>EVQPPK EVQPPM</p> <p>(Embossed Taping)</p> <p>With J-bent terminals With ground terminal</p> 	 <p>Circuit diagram</p> <p>Recommended land pattern</p>			
<p>Part Numbers</p>	<p>Operating Force</p>	<p>Height</p>	<p>Push Plate Color</p>	<p>Operating Life</p>
<p>EVQPPKA25</p>	<p>1.6 N</p>	<p>2.5 mm</p>	<p>Black</p>	<p>50000 cycles</p>
<p>EVQPPMA25</p>	<p>2.4 N</p>	<p>2.5 mm</p>	<p>White</p>	<p>30000 cycles</p>

Design and specifications are each subject to change without notice. Ask factory for the current technical specifications before purchase and/or use. Should a safety concern arise regarding this product, please be sure to contact us immediately.

Recommended Reflow Soldering Conditions



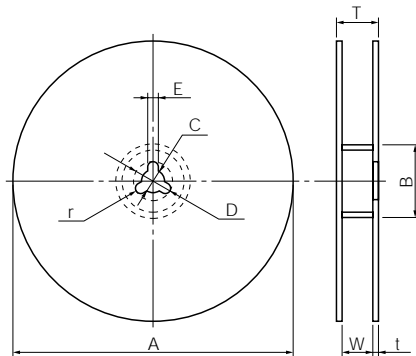
Embossed Carrier Taping



Unit: mm

Part No.	Height	A	B	W	F	E	P_1	P_2	P_0	D_0 Dia.	t_1	t_2
EVQPP	2.5	4.45±0.20	8.3 max.	12.0±0.3	5.5±0.1	1.75±0.10	8.0±0.1	2.0±0.1	4.0±0.1	1.5 ^{+0.1} ₋₀	0.30±0.05	2.55±0.20

Standard Reel Dimensions in mm (not to scale)



Item	A	B	C	D	E
Rate (mm)	$\phi 370.0 \pm 2.0$	$\phi 50.0$ min.	$\phi 13.0 \pm 0.5$	$\phi 21.0 \pm 1.0$	2.0±0.5
Item	W	T	t	r	
Rate (mm)	14.0±1.5	—	1.0 to 3.0	1.0±0.5	